

**UNIVERSITY
OF
NEW SOUTH WALES
CRICKET CLUB**

ANNUAL REPORT

1999/00


CONTENTS

Past Office Bearers	3
Office Bearers 99/00	4
Award Winners.....	5
Club Honours.....	9
Premiership Winning Teams	10
President's Report	12
Coaching Report.....	14
First Grade Report.....	15
Second Grade Report.....	23
Third Grade Report.....	31
Fourth Grade Report.....	38
Fifth Grade Report	43
Sixth Grade Report.....	48
Seventh Grade Report.....	53
Poidevin-Gray Shield Report.....	56
A.W. Green Shield Report.....	58
Ladies Team Report	60
Career Statistics	62
Club Records	77
Partnership Records.....	80
Treasurer's Report.....	83

The UNSWCC would like to acknowledge the invaluable support of Deloitte Touche Tohmatsu in the production and printing of this Annual Report



PROUDLY SPONSORED BY



PAST OFFICE BEARERS

PATRON

Prof RH Myers	1973-81
Prof M Birt	1981-85
Hon G Samuels AC, QC	1985-94 (Life Patron 1994)
Sir Anthony Mason AC	1994-

PRESIDENT

Major Wilthew	1951-53	Mr Y Marshall	1976-77
Prof AE Alexander	1953-57	Mr A Epstein	1977-79
Prof EB Smyth	1957-61	Dr J Ingleson	1979-86
Prof HJ Oliver	1961-63	Mr D Meagher	1986-90
Prof SE Livingstone	1963-64	Mr G Clark	1990-91
Dr EC Watton	1964-66	Mr C Chapman	1991-
Mr CH Barrington	1966-76		

HONORARY SECRETARY

Mr V Turner	1951-53	Mr JR Wegner	1969-72
Mr J Brooks	1953-54	Dr JP Barford	1972-75
Mr C Davis	1954	Mr RP Zabell	1975-76
Dr EC Watton	1954-55	Mr GF Mullins	1976-77
Dr B Frawley	1955-56	Ms J Ratcliffe	1977-79
Mr JR Beard	1956-58	Mr AN McMaster	1979-83
Mr R Warroner	1958-59	Mr S Campbell	1983-84
Mr MJ Reidy	1959-60	Mr L Darmody	1984-87
Mr CH Barrington	1960-62	Mr P Godber	1987-93
Mr D Lacey	1962-63	Mr JO Carmichael	1993-96
Mr GM Garland	1963-65	Mr AC Jones	1996-97
Mr MJ Gosling	1965-66	Mr C Vonwiller	1997-98
Dr PJ Schofield	1966-67	Mr M Sanders	1998-
Mr JE Pratley	1967-69		

HONORARY TREASURER

Mr R Emerson	1954-56	Mr D Wills	1969-70
Mr G Wilton	1956-57	Mr PC Emery	1970-71
Mr W Dwyer	1957-60	Mr HW Hopkins	1971-74
Mr J MckMiddleton	1960-61	Mr RW Merrell	1974-79
Mr JT Hall	1961-64	Mr PE James	1979-80
Mr J Chegwyn	1964-66	Mr MT Sample	1980-86
Mr A Conomos	1966-67	Mr P Jourdain	1986-97
Mr GJ Cole	1967-69	Mr D Quinlin	1997-

OFFICE BEARERS 1999/00

<u>PRESIDENT</u>	Christopher Chapman
<u>HONORARY SECRETARY</u>	Matt Sanders
<u>CHAIRMAN OF SELECTORS</u>	Glenn Clark
<u>HONORARY TREASURER</u>	David Quinlin
<u>HONORARY AUDITOR</u>	J.T. Hall

MANAGEMENT COMMITTEE

C Chapman (Chairman)	D Quinlin	C Vonwiller
J Dixon (Co-opted)	M Plunkett-Cole	M Mullen
G Lawson (Co-opted)	G Clark	D Dermody
C Hannah	J Plunkett-Cole (Co-opted)	M Sanders
D Jebb	T Buckett (Co-opted)	

LIFE MEMBERS

J Beard	HC Bundy	MJ Reidy
Pr SE Livingstone	J Mck Middleton	Dr EC Watton
CH Barrington	GN Garland	A Taylor
RW Merrell	A Epstein	J Martel
J Rogers	M Ray	JD MacFarlane
PE James	Pr J Barford	G Lawson
G Livingstone	JG Robson	G Robinson
D Meagher	J Dixon	M Slater

UNSW SPORTS ASSOCIATION LIFE MEMBERSHIP

J Martel	G Lawson
----------	----------

SELECTION COMMITTEE

G Clark (Chairman)	I Salisbury/W Saunders	G Milliken
J Dixon	R McLachlan/M Sanders	J Rudd
R Wickremisinga		

BLUES COMMITTEE

G Lawson	G Livingstone	J Martel
----------	---------------	----------

SCA DELEGATES

G Clark(NSWCA)	C Vonwiller
----------------	-------------

SPORTS ASSOCIATION DELEGATES

T Hoare	M Mullen
---------	----------

AWARD WINNERS

AUSTRALIAN REPRESENTATIVES

1979-90	G Lawson
1993-	M Slater

THE AUSTRALIAN SPORTS MEDAL

1999-00	G Lawson
---------	----------

SHEFFIELD SHIELD REPRESENTATIVES

1977-78	G Watson	1991-	M Slater
1977-92	G Lawson	1995-6	J Young
1982-83	M Ray		

BLUES WINNERS

Mr LJ Lawrence	Mr J Rogers	Mr G Watson
Mr J Piggott	Mr J Mck Middleton	Mr JG Robson
Mr D March	Mr DC Clark	Mr JS Dixon
Mr RSJ Levi	Mr RWD Robertson	Mr J Baker
Mr HC Bundy	Mr GC Robinson	Mr G Livingstone
Mr PA Ward	Mr JB Martel	Mr M Back
Mr MJ Reidy	Mr M Ray	Mr A White
Mr K Daly	Mr S Van der Sluys	Mr M Phelps
Mr J Chegwyn	Mr P Grattan-Smith	Mr D Carson
Mr JM Healy	Mr C Chapman	
Mr R Warrener	Mr G Lawson	

SPORTS RECOGNITION AWARD

Mr CH Barrington	Mr A Epstein	Mr GM Garland	Mr JE Ingleson
Mr RW Merrell	Mr JD MacFarlane	Mr J Rogers	Mr J Dixon

BEN LEXCEN SCHOLARSHIPS

Mr W Faulkner	Mr A Fleming	Mr M Phelps	Mr D Carson
Mr T Hoare			

TED DAVIS TROPHY - PLAYER OF THE YEAR

1967-68 GJ Cole	1978-79 M Ray	1989-90 JG Robson
1968-69 AJ Taylor	1979-80 I Kellaway	1990-91 J Baker
1969-70 GM Garland	1980-81 M Ray	1991-92 M Slater
1970-71 GM Garland	1981-82 JG Robson	1992-93 D Gallop
1971-72 PJ Schofield	1982-83 N Perger	1993-94 J Young

1972-73 GM Garland
1973-74 M Ray
1974-75 M Ray
1975-76 M Ray
1976-77 S Campbell
1977-78 W Hetherington

1983-84 G Robinson
1984-85 G Clark
1985-86 G Livingstone
1986-87 M Gregg
1987-88 A Clements
1988-89 J Baker

1994-95 M Phelps
1995-96 JG Robson
1996-97 A Lindsay
1997-98 J Stam
1998-99 I Salisbury
1999-00 A Lamb



Our current Test star becomes a life member and gets the chance to present Lamby with one of Lamby's many awards for Season 1999/00

CAPTAIN JOHN MORRIS FIELDING TROPHY

1958-59 J Middleton	1972-73 J Martel	1986-87 M Back
1959-60 R Werley	1973-74 D Pratt	1987-88 M Kovacs
1960-61 D Lacey	1974-75 I Smith	1988-89 D Cummins
1961-62 H Boulton	1975-76 C Chapman	1989-90 A Pratt
1962-63 R Smith	1976-77 D Meagher	1990-91 A Pratt
1963-64 G Sylvester	1977-78 D Meagher	1991-92 S Norbury
1964-65 J Middleton	1978-79 J Barford	1992-93 G Hill
1965-66 D Webster	1979-80 C Hanger	1993-94 A Pratt
1966-67 GJ Cole	1980-81 J Sackett	1994-95 M Kovacs
1967-68 RSJ Levi	1981-82 J Sackett	1995-96 B Schirmer
1968-69 D Wills	1982-83 B Everett	1996-97 A Lamb
1969-70 RWD Robertson	1983-84 B Everett	1997-98 S Mohideen
1970-71 RWD Robertson	1984-85 M Back	1998-99 A Neilan
1971-72 J Martel	1985-86 J Dixon	1999-00 A Lamb

BARR-TURN TROPHY

1968-69 R Lucas	1979-80 D Pratt	1990-91 P Sinclair
1969-70 G Garland	1980-81 D Meagher	1991-92 M Hayward
1970-71 R Robertson	1981-82 J Robson	1992-93 D Trafford
1971-72 P Larkin	1982-83 R Stark	1993-94 M Phelps
1972-73 P Dobell-Brown	1983-84 G Holt	1994-95 M Gregg
1973-74 R Merrell	1984-85 P Scolari	1995-96 T Buckett
1974-75 John Pym	1985-86 M Ryan	1996-97 D Jebb
1975-76 Richard Pym	1986-87 E Robb	1997-98 D Stephen
1976-77 P Grattan-Smith	1987-88 J Dixon	1998-99 T Hoare
1977-78 J O'Brien	1988-89 J Gallagher	1999-00 M Plunkett-Cole
1978-79 G Robinson	1989-90 M Kovacs	

CLUBMAN OF THE YEAR

1991-92 P Trimble	1995-96 J Carmichael	1998-99 M Sanders
1992-93 D Downing	1996-97 AC Jones	1999-00 J Plunkett-Cole
1994-95 M Kovacs	1997-98 GLawson/JDixon	

JOHN ROGERS TROPHY FOR POIDEVIN-GRAY PLAYER OF THE YEAR

1983-84 M Hoy	1989-90 A Flemming	1995-96 B Nott
1984-85 L Gray	1990-91 P Sinclair	1996-97 P Hemphill
1985-86 S O'Brien	1991-92 M Hayward	1997-98 A Lamb
1986-87 M Back	1992-93 D Gainsford	1998-99 R Hamman
1987-88 A White	1993-94 M Payne	1999-00 T Hoare
1988-89 A Flemming	1994-95 S Mohideen	

ROOKIE AWARD


1989-90 B Calver	1992-93 M Phelps	1998-99 T Cox
1990-91 D Trafford	1993-97 Not Awarded	1999-00 D Bandhari
1991-92 M Hayward	1997-98 T Hoare	

LADIES PLAYER OF THE YEAR

1989-90 J Van Ardenne	1992-93 P van Oploo	1996-97
1990-91 J Van Ardenne	1994-95 S Zeppos	1997-98 G Connolly
1991-92 J Van Ardenne	1995-96 A Sanders	1998-99

DOUBLE WICKET COMPETITION

1971-72 D Wills/J Howe	1983-84 No contest
1972-75 No contest	1984-85 M Back/E Robb
1975-76 P Grattan-Smith/G Lawson	1985-86 Rained out
1976-77 No contest	1986-87 J Abbott/J Wilcher
1977-78 N Jansson/M Herring	1987-88 G Lawson/A Shaw
1978-79 S Campbell/I Kellaway	1988-93 No contest
1979-81 No contest	1993-94 M Hayward/R Wickramasena
1981-82 J Robson/J Gallagher	1994-00 No contest
1982-83 J Robson/P Jourdain	



The Village Green on 2nd Grade Qualifying Final Day vs St George.

CLUB HONOURS

MUNICIPAL AND SHIRES COMPETITION (ENTERED 1951)

B Division Premiers	1963-64
A Division Premiers	1964-65
Club Champions	1964-65
A Division Premiers	1965-66
Club Champions	1965-66
B Division Premiers	1966-67
Club Champions	1966-67
A Division Premiers	1967-68
B Division Premiers	1967-68
Club Champions	1967-68
Club Champions	1968-69
A Division Premiers	1970-71
Club Champions	1970-71
A Division Premiers	1971-72
Club Champions	1971-72
D Division One-Day Premiers	1986-87

GRADE COMPETITION (ENTERED 1973-74)

2nd Grade Encouragement Award	1974-75
3rd Grade Encouragement Award	1975-76
1st Grade Premiers	1976-77
Poidevin-Gray Premiers	1976-77
2nd Grade Premiers	1977-78
Club Champions	1978-79
1st Grade Premiers	1980-81
Fifth Grade Premiers	1995-96

INTER-VARSITY

Champions	1974-75
Champions	1986-87
Champions	1988-89
Champions	1995-96

PREMIERSHIP WINNING TEAMS

B DIVISION 1963-64

HC Bundy (C), TD Creer (VC), RG Ballantyne, R Bayfield, DC Clark, J Hollington, I Lowe, F Martin, I Potter, G Sylvester, RW Smith, C Relton (12th).

A DIVISION 1964-65

J Chegwyn (C), J Mck Middleton (VC), BG Andrews, DC Clark, RG Ballantyne, K Daly, G Garland, J Piggott, G Sylvester, JJ Reidy, PA Wark.

A DIVISION 1965-66

J Chegwyn (C), J Mck Middleton (VC), CH Barrington, R Bayfield, A Bishop, GJ Cole, D Lacey, D Popcock, AJ Taylor, AR Turner, DE Willis.

A DIVISION 1967-68

HC Bundy (C), JE Pratley (VC), BG Andrews, RG Ballantyne, JN Healey, H Herbert, RSJ Levi, I Lowe, PJ McEarchran, J Mck Middleton, DE Wills, PC Emery (12th).

B DIVISION 1967-68

RW Lucas (C), PJ Schofield (VC), CH Barrington, D Brady, R Bayfield, GJ Cole, J Piggott, C Relton, AJ Taylor, AR Turner, PA Ward.

A DIVISION 1970-71

JE Pratley (C), GM Garland (VC), GJ Cole, BR Cos, AE Dietsch, PA Heaney, JB Martel, Z Pirjevce, RWD Robertson, GG Robinson, DG Smith.

A DIVISION 1971-72

GM Garland (C), AE Dietsch (VC), GJ Cole, BR Cos, PA Heaney, JB Martel, GAN Preston, CAP Samerasekera, AJ Taylor, P Whalen, DE Wills, HW Hopkins, RWD Robertson, GG Robinson.

INTER-VARSITY CHAMPIONS 1974-75

J Martel (C), C Chapman, J Robson, P James, J Barford, S Tait, R March, S Wiblin, C Brown, R Zabell, G Kirkwood, D Barbour, M Ray, P Grattan-Smith.

2ND GRADE ENCOURAGEMENT AWARD 1974-75

R Robertson, G Garland, A Taylor, P Burnett, D Smith, D Barbour, P Watkins, C Brown, G Kirkwood, A Jacobs, P Grattan-Smith, A Wijeratne, P Noble.

3RD GRADE ENCOURAGEMENT AWARD 1975-76

J Ingleson, C Kiefel, I Smith, B Cox, G Cole, G Garland, S Howard, M Bryce, R Zabell, J Cutler, T Haymet.

1ST GRADE 1976-77

J Rogers (C), J Martel, R Pym, G Watson, G Livingstone, C Chapman, J Robson, G Lawson, J O'Brien, P Deegan, M Ray, S Campbell, P Grattan-Smith, M Watt.

POIDEVIN-GRAY 1976-77

J Robson (C), M Bryce, J Carmichael, S Howard, N Jansson, P Jourdain, G Kirkwood, G Lawson, G Livingstone, D Meagher, N Perger, M Watt.

2ND GRADE 1977-78

T Buddin (C), P Deegan, R Campbell, N Jansson, P Tout, B Handley, G Kirkwood, R Pym, R March, G Robinson, I Smith, J Martel, N Perger, D Pratt, P Emery, J Sands, P Jourdain.

1ST GRADE 1980-81

M Ray (C), T Buddin, C Chapman, G Lawson, B Handley, C Hanger, J Dixon, P Tout, N Perger, S Campbell, N Jansson, G Livingstone, J Robson, A Wijeratne, D Meagher.

D DIVISION M&S ONE-DAY PREMIERS 1986-87

D Bell (C), D Hughes, J Hughes, P Bush, S Bell, M Howe, D Joseph, G Morgan, D Graham, J Warrington, D Fitzsimmons.

INTERVARSITY CHAMPIONS 1986-87

J Baker (C), J Abbott, B Cooper, A Szabo, J Martin, S O'Brien, D Roper, W McKay, L Gray, P Warrington, M Palin, N Horne, M Back, J Orchard.

INTERVARSITY CHAMPIONS 1988-89

A Shaw (C), P Sinclair, D Coots, A Flemming, M Kovacs, N Wood, A White, A McCallum, T Grosser, S Raju, D Cummins.

INTERVARSITY CHAMPIONS 1995-96

M Phelps (C), P Carson, D Carson, D Culhane, S Mohideen, M Leahy, P Levett, P Searle, S Gerber, M Hayward, A Cavill, G Shanthan


FIFTH GRADE PREMIERS 1995-96

R Stark (C), P Searle, C Neal, C Jameson, S Gerber, T Buckett, G Shepherd, P Carson, G Harris, P Levett, M Robson, G Clark, M Hughes.

PRESIDENT'S REPORT

Another productive, encouraging cricket season for the UNSW Cricket Club even if our ultimate on-field results fell a little short of our goals.

While we may feel, with some justification, that the UNSWCC is the premier cricket club in Sydney (eg. in areas such as providing cricketing opportunities, along with the highest standards of coaching and development for all of our members), we must not lose sight of the fact that it is also our goal to be categorically recognised as the premier cricket club in Sydney, and as measured solely by our on-field performances. In this regard 2nd Grade achieved a most important and significant Minor Premiership and were not far from adding the Major Premiership as well – beaten by a better team (Northern Districts) on the day(s) in the Final. Seventh on the Club Championship and 4th Grade winning through to the semi-finals also underscored the ‘much improved season’ status. However, it is clear to all Club members that room for even further improvement exists.



As for the many highlights during this season, and there were many, I am best served by summarising those that are detailed in this impressive Annual Report:

Henry's deserved Australian Sport's Medal, awarded this year by the Australian Government to a selected group of Australian sporting legends. This award clearly recognises Henry's stellar contribution to Australian sport as well as to University sport, the UNSW and the UNSWCC, both on and off the field;

A wonderfully successful "Invitation" match in September to help celebrate the UNSW's 50th Year Anniversary, which was organised by Henry and Jim Plunkett-Cole, in conjunction with the University Sports Association;

Ian Salisbury taking on the 1st Grade captaincy, seeing the side through to equal 9th position and also picking up the Sydney Morning Herald's Player of the Year and Captain of the Year awards – a remarkable all-round, personal achievement;

Alex Lamb's stellar achievements in 2nd Grade in smashing the Club batting record and winning the Club's two most significant individual awards for playing performance – Player of the Year and Fielder of the Year;

Daniel Christian's selection in the NSW Under 17 side that played in the interstate carnival in Brisbane (along with his substantial all-round contribution to such a successful 2nd Grade side);

Ian Foster's selection in the Sydney combined Green Shield representative side;

Another sterling Clubman performance from Jim Plunkett-Cole that saw him (finally) pick up the prestigious Clubman of the Year Award – although his efforts in any of his 3 years at the Club could have just as easily seen him win that one. What a remarkable and giving man;

Life Memberships for Jim Dixon and Michael Slater, with Jim Dixon also receiving a UNSW Sports Association Sports Recognition Award to go with his Blue of (many) years ago;

Michael Slater's magnificent 213* against St George to break Greg Livingstone's 15 year old record;

Todd Hoare's Ben Lexcen Scholarship;

2nd Grade's magnificent season under the very astute and mature leadership of Geoff Milliken;

4th Grade's semi-final appearance, guided by the newly discovered and exciting leadership talent of Rob "Sludgy" McLachlan;

Finishing 7th in the Club Championship; and

New additions to the Sanders, Harris, Gainsford, Coots, Trafford, Dorge, Hackney, Quinlin and Dixon families.

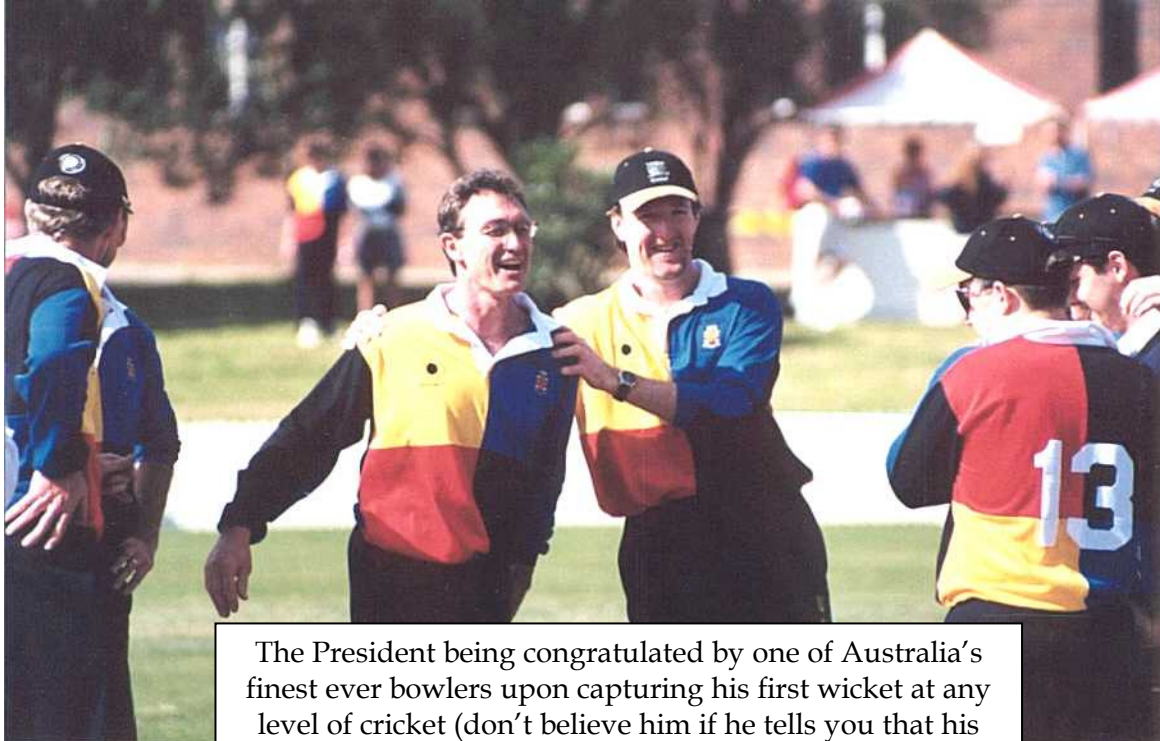
On a sadder note, Theo Lamb, a longstanding supporter and former player of the Club, passed away after a long illness. The Club had previously extended condolences to Theo's family and I take this opportunity to reiterate our admiration for Theo and deep-seated appreciation for his love of cricket and this Club.

Now it must be onward and upward to the 2000/01 season for the Club. There should be very little that can prevent us from claiming the 1st Grade or Club Championship (or both) trophies next year, or perhaps the year after. Nothing other than a failure of our members to commit to the playing goals, team-based and personally. Nor is there any reason for lower grade or Poidevin Gray successes to elude us.

Finally, as President and exercising the prerogative that goes with the title, let me say how exemplary has been the administration of the Club – detailed, organised, passionate and with humour. Well done to all members of the Club's executives and a special mention of Matt Sanders' work as Club Secretary: the best Club Secretary a club could ever hope to have.

CHRIS CHAPMAN

PRESIDENT



The President being congratulated by one of Australia's finest ever bowlers upon capturing his first wicket at any level of cricket (don't believe him if he tells you that his wicket taking career is otherwise).

COACHING REPORT

Again it's time to look back at the Clubs fortunes for the 1999/2000 season. I'm happy to report the season was a successful one, with second Grade through to the final, and fourth grade making the semi-finals. First grade was knocking on the door of the top six for most of the season. After a slow start, third grade found the winning formula after Christmas, and Fifth Grade battled hard all season in a forever changing side. All this led to a top seven finish in the Club Championship, which has been our best effort for some time.

Our season started back in July, with a selected squad training at the S.C.G. nets. David Heyson looked after the fitness of the players, conducting Sunday runs and various other nasty activities. August saw us back at the VG for weekend net sessions with good facilities and the use of turf wickets so early in the season was a real bonus. September was made up of more net sessions and two trial games were played against St George (First Grade) and Sydney Uni (All Grades). Club training then commenced Tuesday and Thursday afternoons, prior to the start of the season.


To all the coaching staff I would like to say thankyou for your efforts throughout the season .To Geoff Lawson, for all his work at training, and Jim Dixon, for his time and effort with thousands of phone calls/e-mails. Ian Salisbury also deserves recognition, not only for his input at training, but also for his success as captain of the year and the O'Reilly Medal award he gained for best grade player. This all helps to raise our club profile and are a credit to Ian. Kerry O'Keefe was also at several training sessions casting his valuable knowledge to all the players. Greg Livingstone also lent his assistance with coaching rosters and training.

Also we should thank our curator Ray Galway for firstly getting the turf training wickets at DP ready at short notice ,when we unfortunately had to shift off the VG . Then putting in a tremendous effort so that we were able to play again at the VG late in the season. It was a credit to Ray's hard work that the second grade semi-finals were played at the VG.

Overall I was happy with the attendance and attitude towards training this season. And it is not just luck that our club championship position has improved. Hard work by everybody at training has improved our skill level and the benefits are starting to show through.

GEOFF MILLIKEN

CLUB COACH



FIRST GRADE REPORT

A captain's job is very challenging, heartbreaking, satisfying and addictive. Leading such diverse characters and making them at one with one goal is very difficult and I have tried to do the job to the best of my ability.

I'm sure that I have upset and disappointed people along the way but I am striving for a successful and happy University of NSW side.

This is a very young side, I know people say that it is talented and talk about premierships but we have lots to learn.

For example, it may be said that we were unlucky to miss out on the semi's, however, the facts remain that we lost to everyone who finished above us.

We are moving in the right direction, we must remain patient, forget all the negatives and dwell on the positives as this is a team that still has to peak. In order to achieve this there must be a tremendous amount of hard work and planning, so much work is done behind the scenes and for this I must thank Henry, Disco, Spike, Wazza, Orca and the selection panel.

They have given me a licence and backed me all the way helping me to implement fresh ideas that will help first grade achieve successes.

I must also thank the 'Regent Think Tank' of Damo, Carso, Heyso, Notty, Jebby and various others, many a true word is spoken after a couple of schooners! Support of the first grade is also very important and for this we must thank everyone from JPC, Selby, Sports Association to Ray on the groundstaff.

Without their help my job would be a lot harder and we really cannot thank them enough.


But, the most important support comes from those closest to us. Wives, girlfriends and parents, we need your help and really do appreciate it even if we don't always show it.

My biggest thankyou goes to Em, not only does she support me through 6 months of grade cricket but for 6 months of county cricket too and has done for the last 10 years.

So here's to a good 2000/2001 season, roll on September and lets come back physically and mentally stronger.



SALSY



Is that Cootsy "harbour bridging" one?



1ST GRADE v Syd Uni - Season 1999/2000

Back Row: R Hamman, T Richardson, D Christian, A Neilan, D Heysen, A Lamb

Front Row: B Nott, D Carson, I Salisbury ©, W Saunders (vc), T Hoare

THE PLAYERS

M.Elliott

Potentially one of the most destructive batsmen in the club. Shot selection, patience and eliminate the lean back drive. Combine these with his enthusiasm, hard work and the fact he is so young, future club records could be achieved.

R.Hamman

The ability to take any bowler in grade cricket apart, I'm still not sure of his best position in the order but my gut instinct says the middle. He may disagree but my advice to Rowan would be, be hungry for runs, sell my wicket dearly so that I can then show everyone my true ability.

B.Nott

Great to have him back. UNSW through and through, technically the best batsman in the club and definitely the finest slipper. This year, with self belief he will show everyone that he is the best wicket keeper/batsman in NSW.

T.Hoare

A difficult year for Todd, second year is always the hardest. I know he will come back mentally stronger and more experienced. This is a guy who knows how to score runs. Think positive, think straight and do it your way.

T. Richardson

What a fantastic addition to the club. Not only for his batting but socially and for Eastern Suburb females. Seriously though, a great cricket brain (possible future captain), reads the game and paces his innings accordingly. Expect a big year and maybe Blues honours.

A. Neilan

Not a better keeper in NSW, inconsistent but flamboyant batting. The guy has the lot. I don't know what goes through his mind sometimes but that's probably why he's left. Huge disappointment to lose him as I finally thought we'd got through to him.

M.Mullen

How can a guy with this much drive, determination and will to win play so little first grade?

Ask the captain, that's the question I have to answer each week. A proven one day player. My challenge is make it impossible for me to leave you out.

H.Nott

Also great to have him back. He's the craziest guy I know but I love having him around. I mucked him around a bit, up and down the order, bowled him sporadically. Your way in to the team is as a spinner so work hard on your natural ability to spin the ball and the fact that you can really bat makes you invaluable.

D.Langford-Smith

Another fantastic addition to UNSW, I love having Lanky around. Great team man, and the best is yet to come. I look forward to working with you again to work out when and how to get the best out of your bowling. With more application you can bat and 200 grade runs is next season's challenge.

W.Saunders

Mr Dependable. Hugely respected by all at the club and all other grade clubs. Has set up a varied and potent partnership with Heyso that can only get better. Thanks again for all your help and directions I also set you the same batting challenge as Lanky.

D. Heysen

Another hugely successful first full season. When on song bowls with pace and the ability to swing the ball away. From memory this is the type of bowler NSW are looking for (only current fast bowler that can do this is a non-fit, fat lad from Fairfield)

Two things to remember. Our discussion re turning your wicket drought into a waterfall. Secondly, you CAN score 100 runs.

D.Carson

Much missed at the start of the season but still came back, worked hard and proved again to be our premier batsman. I feel he is now ready to fulfil all his potential. If we can get him back in time and build his strength up he is ready to break the club record. That is my challenge to you.

T.Buckett. D.Bhandari. A.Lamb. D.Christian

Superb performances in second grade meant these guys could not be ignored. I challenge you to want to play regular first grade, play the first game and perform like you did in the second grade. You can all do it.

J.Dixon

Thankyou for answering a late s.o.s and for making me for once in the year, not the oldest in the side. Thanks also for taking the average age above 25! Sorry you had to witness one of my tantrums but seriously, all of first grade appreciate your support throughout the year.


M.Slater

Not a bad player. I wish you could be available more often, your innings was worthy of the accolades and you fully deserve to be our leading run scorer (sorry Livo) My challenge to you is not to play for us again next season as it means you are doing what you do best. Scoring runs for Australia.

The club is proud of you.

Team Challenges;

1. To have three bowlers taking over 35 wickets.
2. To have three batsmen scoring over 500 runs
3. To become the best fielding side in grade cricket
4. Finish in the top 6 and a one day semi
5. To come back mentally and physically stonger



Obviously everyone (except Rowan and Carso) is appreciating another "Sledge classic" on the Sam Crack sofa during rain delays on Day 2 of the Syd Uni game.

BATTING

NAME	M	I	NO	HS	Agg.	Ave	C/S	50/100
Tim Richardson	12	15	2	102	369	28.38	10	1/1
Ian Salisbury	9	9	1	118	343	42.88	4	2/1
Ben Nott	12	14	2	78*	301	25.08	8	1
David Carson	9	13	3	85	301	30.10	1	2
Andrew Neilan	12	12	1	50	219	19.91	16/8	1
Michael Slater	1	1	1	213*	213	-	0	-/1
Hamish Nott	9	10	1	42	171	19.00	4	
Todd Hoare	12	12	0	37	151	12.58	5	
Rowan Hamman	9	9	0	28	137	15.22	5	
Warren Saunders	12	11	2	22	108	12.00	3	
David Langford-Smith	10	8	1	23	68	9.71	2	
Michael Elliott	5	5	0	19	56	11.20	2	
Mark Mullen	2	1	0	34	34	34.00	0	
David Heysen	11	10	4	12	31	5.17	1	
Danni Bhandari	3	4	0	9	14	3.50	0	
Tim Buckett	1	2	1	7*	10	10.00	0	
Alex Lamb	1	1	0	9	9	9.00	0	
Daniel Christian	2	3	1	5	8	4.00	1	
Jim Dixon	1	0				-	0	
Damon Dermody (substitute)	0					-	2	

BOWLING

NAME	O	M	W	Runs	Ave	Best	5WI
Ian Salisbury	146.8	38	27	306	11.3	7/55	2
Warren Saunders	216.2	52	25	598	23.9	4/32	
David Heysen	190	30	23	704	30.6	5/74	3
David Langford-Smith	124	12	14	481	34.4	4/76	
David Carson	30	2	4	104	26.0	3/49	
Mark Mullen	23.2	3	3	54	18.0	2/50	
Hamish Nott	45	4	1	146	146.0	1/62	
Tim Buckett	13	1	1	45	45.0	1/45	
Ben Nott	12	3	0	36	-	0/16	
Todd Hoare	9	1	0	40	-	0/18	
Danni Bhandari	21	3	0	45	-	0/21	
Daniel Christian	7.5	0	0	21	-	0/8	

PARTNERSHIPS

Wicket	Runs	Player (Score)	Player (Score)	Opponent
1ST	36	M Elliott (16)	R Hamman (18)	Wests
2ND	251	D Carson (85)	M Slater (213*)	St George
	75	T Richardson (66)	D Carson (52)	Fairfield
	63	T Richardson (32)	D Carson (28)	Penrith
3RD	93	T Richardson (102)	H Nott (42)	Campbelltown
	81	T Richardson (66)	B Nott (46)	Fairfield
4TH	126*	B Nott (78*)	D Carson (45*)	Wests
	69	T Richardson (102)	B Nott (29)	Campbelltown
5TH	57	R Hamman (28)	I Salisbury (46)	Sydney Uni
6TH	67	M Mullen (34)	A Neilan (41)	Hawkesbury
	52	T Hoare (30)	I Salisbury (65)	Fairfield
7TH	43	I Salisbury (65)	H Nott (22*)	Fairfield
8TH	34	W Saunders (22)	H Nott (22*)	Fairfield
9TH	49	W Saunders(21)	D Langford-Smith (18*)	Hawkesbury
10TH	29	W Saunders (21)	D Heysen (12)	Bankstown

ONE DAY COMPETITION**BATTING**

NAME	M	I	NO	HS	Agg.	Ave	50/100	C/S
Tim Richardson	5	5	1	47	142	35.50		0
David Carson	3	3	1	68*	128	64.00	2/0	0
Andrew Neilan	5	5	0	40	115	23.00		8/0
Michael Elliott	3	3	0	61	88	29.33	1/0	3
Ben Nott	5	4	0	34	70	17.50		3
Rowan Hamman	4	3	0	26	46	15.33		3
Todd Hoare	4	2	0	27	29	14.50		2
Hamish Nott	3	3	0	29	29	9.67		0
Mark Mullen	5	4	2	9*	25	12.50		0
Ian Salisbury	3	2	1	14	16	16.00		5
Warren Saunders	5	3	1	8	13	6.50		2
David Langford-Smith	5	3	1	6	9	4.50		2
David Heysen	5	3	1	1	1	0.50		1

BOWLING

NAME	O	M	W	Runs	Ave	Best	5WI
Warren Saunders	45.3	4	10	158	15.8	3/50	
Mark Mullen	48	7	9	167	18.6	2/27	
Ian Salisbury	27.4	5	9	65	7.2	5/17	1
David Langford-Smith	50	2	7	195	27.9	2/33	
David Heysen	49	7	4	180	45.0	2/36	
Hamish Nott	15	1	3	57	19.0	2/37	
Ben Nott	6	0	1	32	32.0	1/26	

PARTNERSHIPS

Wicket	Runs	Player (Score)	Player (Score)	Opponent
1ST	80	D Carson (68*)	A Neilan (40)	Randwick
2ND	88	T Richardson (47)	A Neilan (39)	Easts
	63*	T Richardson (18*)	D Carson (68*)	Randwick
3RD	49	T Richardson (47)	R Hamman (13)	Easts
4TH	43	B Nott (10)	D Carson (58)	Gordon
5TH	44	T Hoare (27)	B Nott (34)	Easts
6TH	34	I Salisbury (14)	B Nott (24)	Mosman
7TH	11	M Mullen (7)	H Nott (29)	Norths
8TH	21	D Langford-Smith (6)	H Nott (29)	Norths
9TH	18	W Saunders(8*)	H Nott (29)	Norths
10TH	3*	W Saunders (8*)	D Heysen (0*)	Norths

UNIVERSITY of NSW (Round 12)

St George Home Club		Cricket Club	V	University of NSW Visitors	Cricket Club	Weather:	Time	
Innings O/C: University of NSW		Played At: Hurville Oval		On: 19/1/2000	Pitch: K. Dally A. Green			
BATSMEN								
		TIME IN	TIME OUT	MIN				
1	D. Carson	10:50	13:33	237	111	Caught N. Catalano	B. Logan 85	
2	H. Nott	10:50	11:09	41	33	Caught B. Van Derusen	E. Turner 7	
3	M. Slater	11:09		238	30	Not Out	213	
4	T. Richardson	10:50	10:55	13	13	Bowled	B. Logan 2	
5	B. Nott	10:50		29	29	Not Out	18	
6	A. Neilan(K)							
7	R. Hamman							
8	M. Mullen							
9	W. Saunders(C)							
10	D. L. Smith							
11	D. Heysen							
Fall of Wickets								
		1	2	3	4	5	6	
SCORE		21	272	291				
BAT No		2	1	4				
P'SHIP		21	251	19				
OVER		11	67	71				
EXTRAS								
		BYE						12 TOTAL 337
		LEG BYE						1 For 3
		WIDE						7 WKTS
		NO BALL						0 From 79.4
								4 OVERS

The scorecard from Slat's record breaking 213* vs St George (NB the 251 p'ship with Carso

SECOND GRADE REPORT

Our season started very early on a cold Saturday, late in September, at North Sydney no. 2. A good pre-season and a couple of old blokes coming back from first grade, along with some promising kids on the improve, our expectations of a good season wouldn't be far off the mark. We soon found out that we weren't a good early morning side, by receiving a hiding from North Sydney in game number 1. We didn't start well, I lost the toss and we were asked to field. With only 10 men in the field, (D.Bhandari obviously isn't an early morning person arrived 15 minutes late), we were chasing plenty. With a strong batting line up we were still confident of a win. At about 6 for 25 we were in trouble. Game 2 against Hawkesbury back at V.G. we were hoping for a form reversal. After day 1 in which we batted all day to score 360 odd runs only to see day 2 washed out. Two rounds and no points this was looking like a long hot summer.

Looking back now it was a season we could be proud of. Finishing the season as minor premiers, and fighting hard to win both semi-finals. Unfortunately we lost the grand final to Northern Districts, and didn't play as well as we were capable of over the three day final.

There were many highlights throughout the season. Alex Lamb's great season which broke the second grade batting record. Dan Christian's rapid improvement with the ball, Tim Buckett's transformation from a nasty quick to a nasty spinner. Danny Bhandari with a excellent first season with the club ,and Bucko's and Hagar's great partnership in the semi-final to help win us the game. Our fielding was steady all season allowing for a couple of old blokes to hide in the slips. This meant we had the more athletic types patrolling the outfield. Tony Pratt, Dan Christian and Alex Lamb's fielding was of a high calibre all season.

One of the reasons why we were successful this year was that our batsmen worked together to form partnerships which led to 300+ scores. This was pleasing as this was one of the things we talked about doing from day one. Our bowling was also effective with a good steady effort all season. Generally we bowled to our game plan which kept opposing batsmen under pressure. Overall a successful season from the second grade squad. A good group of blokes who enjoyed their cricket on the field and a beer off it.

GEOFF MILLIKEN

MICHAEL ELLIOT

Michael started in first grade this season, but unfortunately ended up shaking hands with the second grade captain. Michael was obviously disappointed but got on with the job in second grade. He scored a brilliant hundred and generally got a start. When he works out his shot selection a little better there is no reason why he can't compile big scores in first grade.

DANNY BHANDARI

'Bandit' arrived at the club via the roundabouts of Canberra. Unfortunately Canberra must be on a different time zone to Sydney. Game no.1 at North Sydney no.2 was well under way when D. Bhandari was seen strolling across the park, taking in the scenery. A wicket with his first ball for the club, and a duck in his first dig, has left this man of mystery, still a mystery to selectors. History now shows that 'bandit' had a great year with 660 runs and 20 wickets and was rewarded with first grade selection. Danny was a very important player in our side and while not getting a lot of runs in first grade he will be fighting hard to get back there next year.

ALEX LAMB

Alex had a season to remember. He broke the second grade batting record with 847 runs with an average of 52. Alex's technique and footwork are quite outstanding, and with a little more belief in

himself, there is no reason why this man shouldn't be scoring 500+ runs in first grade. Another great asset was his fielding at short leg, which was really quite amazing at times. I had the pleasure of watching many great catches being taken at short leg.

DUNCAN COOTS

Duncan or better known as the 'front foot bully' had a good , consistent season with 649 run with an average of 40.56. Batting at number 4 for most of the season, Duncan set up many of our big scores by spending plenty of time in the middle. His ability to build partnerships around him often meant the team would build big totals. 'Cootsy' in the field was always an interesting afternoon. Usually positioned at second slip next to myself until half way through the season when I had to shift him. I'm not sure if it was the 0 from 9 attempted catches or the hundreds of weather reports that were usually wrong, that persuaded me to find a new position for him. One can only wonder what happened to the Manly player that 'cootsy' caught in the semi-final.

MARK MULLEN

'Mullos' had a difficult season that saw him constantly changing between 1st and 2nd grade all season. To his credit, he did a good job in both grades. 'Mullos' batted at number 5 for us , and while batting well, could have easily scored a couple of centuries with a little more control. His bowling was a great asset with his outswingers causing all sorts of problems for the batsmen. He finished with 31 wickets at an average of 19.5.

ANTHONY PRATT

'Pratty' had an interesting season with 13 wickets at an average of 39 and 190 runs at 17.00. With his experience and 'never say die' attitude in a game, this often rubbed off on other team members. Tony's season was always going to be difficult, coming off a bucks day, wedding day , house renovations and golf days on the North coast . Not to mention the umpires dislike of Tony in the final series, with three very poor decisions given against him. Tony's fielding was once again outstanding, with many run outs and runs saved, which set the standard for the whole side.

DAN CHRISTIAN

Dan had a good season and was on a steep learning curve for this promising youngster. 32 wickets at an average of 18.7 was a great return for a bowler who bowled with good pace and accuracy all year. Dan's batting was limited to a certain degree by the top order batting so well. But he did show his talent on several occasions, against St George early in the season, and Manly in the semi-finals. Dan can only improve with experience , hard work and a little more patience at times.

TIM BUCKETT

'Bucko's' or 'funky' was our leading wicket taker this season with 33 wickets at an average of 16.8 which spoke for itself. Someone you could always call on to bowl long spells and give away next to no runs, while putting all batsmen under pressure. Bucko's batting was also of a high standard at times and batting at number 9 was a little unjust to his talent. (That's what Bucko's told everyone, anyway!) His partnership with Hagar against St George in the Semi-final was a match winner.


ERIC ZEHNER

Took 17 wickets at 25.9 and worked hard all season. His left arm deliveries were a bonus for a captain to add variety to our attack. Unfortunately Eric had to go interstate for work and missed several games before coming back for the semi-finals. Eric usually batted at number 10, which showed how strong our batting line up was this season. His partnership with "Bucko's" against St George in the semi-finals was a delight to watch.

PETER MITCHELL

After a slow start to the season with the gloves Pete grew in confidence and did a good job behind the stumps. Loves his cricket and was caught up in the atmosphere of Bankstown and Sutherland ovals which he was playing on for the first time. He had limited time with the bat , batting at number 11 for most of the season. A memorable 40 odd runs in the first game of the season, including a reverse sweep. Not so memorable innings treading on all three stumps against Fairfield.

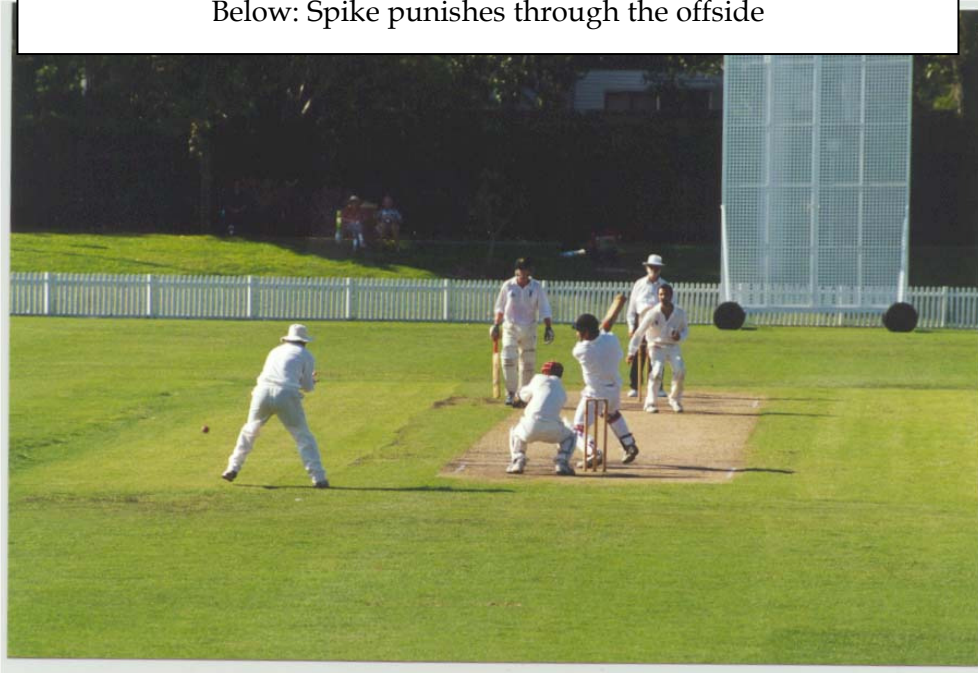
I would also like to thank the following players who all contributed at some stage during the season :-
ROWAN HAMMAN, TODD HOARE, GREG DENNIS, PETER CARSON, DAVID CARSON,
ZAC ZAVOS, GREG HACKNEY, DAMON DERMODY, and CHRISTOPH VONWILLER.



Action from the VG 2nd Grade Qualifying Final vs St George

Above: Buckos defends

Below: Spike punishes through the offside



BATTING

NAME	M	I	NO	HS	Agg.	Ave	C/S	50/100
Alex Lamb	17	19	3	111	847	52.94	10	5/2
Danni Bhandari	15	17	1	185	660	41.25	4	5/1
Duncan Coots	17	18	2	106	649	40.56	1	5/1
Rowan Hamman	4	5	1	91	325	81.25	5	3
Geoff Milliken	17	16	5	74	325	29.55	6	2
Michael Elliott	12	15		138	297	19.80	3	0/1
Mark Mullen	12	14	1	78	278	21.38	3	2
Anthony Pratt	15	15	4	38*	190	17.27	8	0
Daniel Christian	17	13	2	48*	182	16.55	5	0
Tim Buckett	17	13	6	61*	162	23.14	4	2
Eric Zehner	13	7	0	72	116	16.57	4	1
Hamish Nott	3	3	0	82	92	30.67	2	1
Greg Hackney	6	6	0	41	87	14.50	1	0
Peter Mitchell	18	12	5	46	83	11.86	30/3	0
Peter Carson	2	2	0	65	78	39.00	0	1
Todd Hoare	1	1	0	73	73	73.00	0	1
Christoph Vonwiller	4	3	1	39	60	30.00	5	0
Greg Dennis	7	5	3	14	19	9.50	0	0
Zachery Zavos	2	2	0	13	13	6.50	0	0
David Carson	1	1	0	8	8	8.00	1	0
Damon Dermody	1	1	1	0*	0	-	1	0

**NB Pete Mitchell's record
breaking season with the gloves.**

BOWLING

NAME	O	M	W	Runs	Ave	Best	5WI
Tim Buckett	240.4	61	33	556	16.8	4/36	0
Daniel Christian	185	44	32	598	18.7	4/11	0
Mark Mullen	190.5	36	31	603	19.5	5/23	1
Danni Bhandari	156.3	40	20	435	21.8	5/36	2
Eric Zehner	146.2	27	17	441	25.9	3/22	0
Anthony Pratt	148.5	25	13	509	39.2	3/60	0
Greg Dennis	60	2	5	245	49.0	3/27	0
Hamish Nott	33	3	4	143	35.8	2/45	0
Christoph Vonwiller	28	5	4	88	22.0	2/25	0
Greg Hackney	18.4	3	1	77	77.0	1/35	0
Michael Elliott	0.1	0	0	1	-	0/1	0
Alex Lamb	9	3	0	25	-	0/2	0
Duncan Coots	1	0	0	9	-	0/9	0
Geoff Milliken	6	2	0	13	-	0/0	0
Peter Carson	2	0	0	13	-	0/13	0

The Bandit was a stellar 2nd Grade performer in his debut season with the Club - here he receives his Rookie of the Year award from Slats.





A couple of snapshots from the awesome Buckettt (cover driving below) and Zehner (going straight over the top above) record breaking 10th wicket partnership of 124 that destroyed St George in the Qualifying Final.



PARTNERSHIPS

Wicket	Runs	Player (Score)	Player (Score)	Opponent
1ST	171®	Danni Bhandari (87)	Hamish Nott (82)	Wests
	86	Michael Elliott (138)	Rowan Hamman (40)	Penrith
	82	Michael Elliott (20)	Rowan Hamman (74)	Bankstown
2ND	234	Alex Lamb (104)	Danni Bhandari (185)	Balmain
	137	Todd Hoare (73)	Danni Bhandari (64)	St George
	115	Alex Lamb (49)	Danni Bhandar (81)	Parramatta
	115	Alex Lamb (111)	Danni Bhandari (64)	Petersham(1 st)
	94	Alex Lamb (36)	Michael Elliott (138)	Penrith
	63	Alex Lamb (26)	Rowan Hamman (83)	Fairfield
	56	Alex Lamb (52*)	Danni Bhandari (22)	Petersham(2 nd)
	3RD	150	Duncan Coots (72)	Danni Bhandari (87)
	113	Duncan Coots (53)	Mark Mullen (78)	Wests
	111	Duncan Coots (54*)	Michael Elliott (138)	Penrith
	99	Duncan Coots (35)	Rowan Hamman (91)	Sutherland
	97	Duncan Coots (51)	Peter Carson (65)	Hawkesbury
	73	Duncan Coots (20)	Alex Lamb (77)	St George (QF)
	52	Duncan Coots (14)	Danni Bhandari (185)	Balmain
4TH	69	Duncan Coots (64)	Mark Mullen (39)	ND 1st (FINAL)
5TH	82	Alex Lamb (47)	Geoff Milliken (69)	Hawkesbury
	62	Mark Mullen (63)	Geoff Milliken (15)	St George (QF)
	55	Duncan Coots (64)	Geoff Milliken (46)	ND 1 st (FINAL)
	55	Duncan Coots (39)	Mark Mullen (26)	ND 2 nd (FINAL)
	53	Alex Lamb (32*)	Anthony Pratt (20)	Wests
	52	Alex Lamb (61)	Geoff Milliken (44)	Sutherland
	6TH	48*	Anthony Pratt (28*)	Geoff Milliken (18*)
7TH	48	Alex Lamb (60)	Daniel Christian (48*)	St George
8TH	89	Geoff Milliken (74*)	Daniel Christian (35)	Manly (SF)
9TH	73®	Peter Mitchell (46)	Eric Zehner (28)	Norths
	54	Alex Lamb (111)	Chris Vonwiller (39)	Petersham 1st
10TH	124®	Tim Buckett (54*)	Eric Zehner (72)	St George (QF)
	49	Tim Buckett (61*)	Greg Dennis (14)	Hawkesbury
	49	Tim Buckett (5*)	Duncan Coots (106)	Fairfield



Some more Qualifying Final action (vs St George) with the team celebration of a Dan Christian wicket (above) and the NSW U17 Rep slipping yet another one past the bat (below).



THIRD GRADE REPORT

An extremely disappointing season for a side that could have done so well. If deficiencies must be highlighted I guess you would have to say that our bowling generally lacked penetration and consistency, and our batting was typical UNSWCC stuff over the last 15 years – an inability to fully appreciate the value of one's own wicket. On that point the reader will note the absence of any individual score exceeding 100 by any 3rd grade batsman this year – very ordinary stuff! Unfortunately, ordinary-to-average fielding was again the order of the day and will continue to be a difficult hurdle for UNSWCC sides to reach finals cricket.

We certainly had some highlights for the year. From my perspective, the performances of Andrew Langdon as a 16 year old spinner developing his trade in 3rd Grade cricket was the pick of them. Bowie's fine form with the bat. Russell Thomas' strong performance with the New Ball and Christoph's promotion to 2nd Grade were other notables.

We also had good wins against Campbelltown, Balmain and Parramatta as well as some unconvincing but gutsy wins against Easts, St George and Petersham. A shocker in game 1 against North Sydney, however, probably set the real scene for the season and, in particular, for our very ordinary team performances against Wests, Fairfield, Penrith, Bankstown and Sutherland (although the batting of Beetle, Groggles and Alfie at the death against Sutherland almost achieved an undeserved victory).

I think the 3rd Grade side finished equal 9th in the competition. Performance at that level is just not good enough if 3rd Grade is to:

- assist the Club in achieving the Club Championship Trophy;
- provide the quality of "prepared" players to move into 2nd and 1st Grade and bring home premierships in those extremely important competitions; and, on a similar note
- provide the ideal environment in 3rd Grade for our younger talent, moving up through the grades, to participate in and develop properly.

There is ultimately no reason for a lack of success in this side. Obviously I need to improve my game as a player and captain as I don't believe the side is seeing many real benefits from my many years of cricket experience. That is my challenge. It must also be the challenge for all those who play 3rd grade (or any grade at this wonderful club for that matter) to put a lot more effort and thought into their training and on field performances and this must start at pre season sessions for season 2000/01. What people can look forward to in this regard is a particular focus on fielding skills for everyone (not just 1st Grade). Fielding does not only clearly win matches but the disciplines required to focus on our fielding will also flow through to better attitudes and disciplines in our approaches to other parts of our games.

My thanks to some very valuable assistants in the side this year, both on and off the field. Matt Sanders, David Jebb and Damon Dermody are assets in 3rd grade of a kind that simply highlights again how disappointing our performance this year has been. Their experience, cricket knowledge and committed approaches make my job quite simple. You add the likes of Hackers and Carso to the equation and you have to ask why this side is not threatening for a premiership. But I won't harp on that theme any more – on to the players:

These weren't such happy faces just moments later. Messrs Jebb (and later) Dermody had few kind words to say about Pablo's (allegedly) poor running between wickets in the Parramatta 3rd Grade game.



MATT PLUNKETT-COLE: Matty played every game in 3rd Grade this year (well...half a game against Fairfield and an “appearance” of soughts at Parramatta) and was an extraordinarily consistent performer in the opening role. As we all know, opening the batting is not conducive to consistent scoring as the new ball and batting conditions can often be at their most unplayable or unpredictable. But Matty was getting between 20 and 60 more regularly than anyone in the side. If he can turn his many starts into more substantial scores (ie 100s) we will see him playing in higher grades next year. By far our best fieldsman the quandary was whether to utilise him in his favoured gully position (where some real snorters were taken) or move him into the in field where his agility and accurate arm could be used to pressure batsmen. A residual concern exists as to how long he will be able to keep playing cricket if something is not done to correct his outfield throwing technique.

DANIEL BOWCOCK: Bowie has put together another well above average 3rd grade season. He is clearly a player for the higher grades if he can get a little more confident against the quicker bowlers during that early part of his innings and if his fitness levels continue to improve. Bowie is not a great trainer either, and that seems to show more in some unexplained fielding lapses than anything else. He was our No 1 batsmen though and performed at a level that was not matched by the rest of the team. Great digs vs Penrith, St George and Easts deserved centuries – the absence of which is the main criticism of Bowie for season 1999/00. A wonderful player to have in the team for so many reasons.

ANDREW LANGDON: Alfie proved what potential he has in his 5 bowling outings with 3rd grade this year. He is still so young yet his bowling and his approach to it are more what you might expect from a 30 year old veteran. Alfie is a wicket taker and managed to embarrass some more than handy bats during the season. As he develops physically, more spin and pace will be able to be imparted on the ball and there is little doubt that he will be a top performer for the Club (if not at more senior representative levels).

RUSSELL THOMAS: Russell filled the “spearhead” bowling role for 3rd grade admirably. With his shortened run-up he bowled a more consistent line and length this year. There is still a need to work on better control which, given Rusty’s work ethic, will undoubtedly improve even further next season. No five wicket hauls is one aspect of his stats that should be a concern to him particularly as he is our strike bowler (particularly given Christoph’s promotion).

PETER CARSON: Pablo again spent more time in 3rds than might otherwise be expected. His leggies

haven't progressed as we would all hope. Clearly, though, it is still early days as far as the development of a young leggie is concerned. Suffered a little with limited or sporadic batting opportunities but his innings vs Easts was exceptional and decisive (with Bowie) in engineering that win.

MATT SANDERS: We were lucky to have "the colonel" for most of the year. He had very few opportunities with the bat (after looking the best player in the Club in pre season trials) as he typically and unselfishly resigned himself to the lower order to give batting opportunities to others. His keeping is well above average for 3rd grade and his stats in that regard are simply hampered by the failure of our bowlers to produce enough nicks. Matty is a fantastic Clubman and player and one of my off season challenges is to convince him that it is way too early for retirement.

DAVID JEBB: Some excellent innings during the year but, again, the failure to reach three figures must be disappointing. Jebby is such an invaluable contributor for the Club generally, and on the field in 3rd grade specifically. His experience and theories should be "fed from" by our younger players. His leggies, though seldom utilised, are a useful weapon for the skipper to have up his sleeve. It is rumoured that his fitness levels may approach olympian levels by the time next season starts – I hope that this is in order to set a good example for the younger players. However, I suspect it is only an attempt, doomed to failure, of getting passed the skipper in future veterans' sprints.

CHRISTOPH VONWILLER: Deserved his chance in 2nds towards the end of the year and performed well at that level – which is not surprising. His bowling was often our most penetrative but proved a little wayward at crucial times (eg Cook Park vs Penrith on a deck that should have suited him down to the ground). Nevertheless he is bowling with good pace and movement and I am sure the improvement will come in other areas. His batting is quality when given the chance (which was not often in a side chock full of batsman – although the underperforming batsmen should probably be apologising to Christoph for wasting the chances they had at his expense). His innings vs Sutherland (in partnerships with Alfie Langdon and then Groggles) was superb and threatened to get us home in a game we otherwise played poorly.

DAMON DERMODY: An inspirational player who's season was delayed due to the need to sow wild oats in France (while learning all he could from the Business Management schools about how best to maintain the "Globalisation of Poverty" – I had to get something philosophical in here somewhere). His batting suffered accordingly but he was a regular wicket taker in many crucial situations. He probably would have taken more if he was fit enough to string together more than a 4 or 5 over spell. Added a lot in the field with his enthusiasm and proper appreciation of the contribution fielders can make to the progress and results of matches.

GREG HACKNEY: Bowled us to an easy win against Balmain where he was unplayable on a real "bunsen burner". Was another to lack opportunities with the bat in what should have been a stellar performing batting order. With the new addition to the Hackney family I am sure we will see a bigger cricketing season for Hackers in 2000/01 as he is a quality player.

STEVE DEBELLO: Micky had a disrupted year and ended up playing a more crucial role in our successful 4th grade side than he did in 3rds. Needless to say, though, during his several outings with us, he bowled very well and continues to be able to apply constant pressure on opposing batsmen that Christoph and Russell should watch carefully and learn from.

OTHERS: Greg Dennis, Sohail Mohideen, Zac Zavos, and Tallaesen Fleming each played a handful of games and contributed well. Groggles was injured which disrupted his 2nd grade prospects. Sohail played well as we know he can – with his innings against Petersham being crucial in our successful run chase. Zac is having a mid life crisis – just after he had strung together some pretty impressive batting performances, in particular his 80 vs Balmain and ex State quick Andrew Jones.

Henry, "Kurly" Kovacs and "Serg" Trimble answered respective call ups which represented huge bonuses for the 3rd grade side. The input of their skills and experience should have been invaluable

lessons for the rest of us. Kurlis picked the hottest day of the summer for his reappearance. The side was doing the right thing and looked like knocking St George over in record time so that everyone could escape the sun and do what we do best – drink some beers. Then the skipper decided to drop a crucial sitter which resulted in a very extended last wicket partnership that had nearly everyone on their knees by the time Bowie snared a great catch on the long on fence.

Other appearances were made by Gerran Clowes, Jason Finlay, Chris Jameson, Sandeep Chandra, Lachlan Taylor, Tim Martin, Rob Stark, Mick Mag, Dillon Perera and Jason Keegan.

JIM DIXON



Henry receives recognition from the Vice Chancellor, Prof. Niland, for a magnificently organised Invitation game to celebrate the UNSW's 50th Birthday. Plenty of celebrities (seen in the background) drew some respectable crowds to what was a very entertaining game and evening.

BATTING

NAME	M	I	NO	HS	Agg.	Ave	C/S	50's
Daniel Bowcock	15	14	2	74	499	41.58	4	5
Jim Dixon	14	13	0	94	376	28.92	6	3
Matt Plunkett-Cole	15	14	0	54	344	24.57	8	2
Peter Carson	12	11	0	62	258	23.45	3	1
Zachery Zavos	6	6	0	81	201	33.50	0	2
David Jebb	9	8	0	82	199	24.88	5	1
Sohail Mohideen	5	5	0	52	164	32.80	1	1
Christoph Vonwiller	10	10	3	60	128	18.29	5	1
Matt Sanders	10	8	0	24	83	10.38	10/4	0
Greg Hackney	7	6	1	25	74	14.80	1	0
Andrew Langdon	6	6	1	22*	63	12.60	1	0
Damon Dermody	6	6	0	20	45	7.50	5	0
Jason Keegan	2	2	0	23	41	20.50	0	0
Steve Debello	7	3	1	19	36	18.00	1	0
Greg Dennis	4	3	2	28*	30	30.00	1	0
Tallaesen Fleming	4	4	0	13	23	5.75	1	0
Lachlan Taylor	2	2	0	20	20	10.00	1	0
Chris Jameson	2	2	0	18	18	9.00	0	0
Russell Thomas	12	9	4	4*	17	3.40	2	0
Rob Stark	1	1	0	14	14	14.00	0	0
Jason Finlay	2	2	1	9*	14	14.00	1	0
Geoff Lawson	1	1	0	13	13	13.00	1	0
Sandeep Chandra	2	2	0	9	12	6.00	0	0
Tim Martin	2	2	0	8	12	6.00	6	0
Peter Hemphill	2	1	0	7	7	7.00	0	0
Mick Mag	1	1	0	7	7	7.00	0	0
Dillon Perera	2	1	0	6	6	6.00	1	0

Michael Kovacs	1	1	1	3*	3	-	0	0
Gerran Clowes	2	2	1	3	3	3.00	1	0
Peter Trimble	1	0				-	1	

BOWLING

NAME	O	M	W	Runs	Ave	Best	5WI
Russell Thomas	146	20	18	478	26.6	3/42	0
Jim Dixon	149	33	16	449	28.1	3/20	0
Greg Hackney	88	16	14	344	24.6	6/37	1
Andrew Langdon	72.5	17	14	236	16.9	5/53	1
Peter Carson	103	16	12	403	33.6	5/39	1
Damon Dermody	37.2	1	12	156	13.0	4/27	0
Christoph Vonwiller	94.3	18	8	268	33.5	2/38	0
Steve Debello	56.3	12	6	162	27.0	3/21	0
Lachlan Taylor	20	4	3	76	25.3	2/49	0
Rob Stark	12	4	3	19	6.3	3/19	0
Gerran Clowes	30	6	3	113	37.7	1/27	0
Jason Finlay	11.3	1	2	52	26.0	2/26	0
Geoff Lawson	13	1	2	35	17.5	2/35	0
Greg Dennis	44	8	1	143	143.0	1/21	0
Sandeep Chandra	8	0	1	25	25.0	1/25	0
Peter Hemphill	21	5	1	57	57.0	1/57	0
Matt Plunkett-Cole	1	0	0	1	-	0/1	0
David Jebb	3	1	0	3	-	0/3	0
Sohail Mohideen	2	0	0	13	-	0/13	0
Mick Mag	16	2	0	86	-	0/24	0

PARTNERSHIPS

Wicket	Runs	Player	Player	Opponent
1ST	112	Jim Dixon (73)	Matt Plunkett-Cole (46)	Campbelltown
	85	David Jebb (47)	Peter Carson (45)	Parramatta
	81	David Jebb (82)	Matt Plunkett-Cole (36)	Balmain
	56	David Jebb (36)	Matt Plunkett-Cole (21)	Petersham
2ND	92	David Jebb (82)	Zac Zavos (81)	Balmain
	53	Peter Carson (29)	Matt Plunkett-Cole (33)	West's
3RD	56	Peter Carson (22)	Zac Zavos (81)	Balmain
4TH	81	Daniel Bowcock (73)	Matt Plunkett-Cole (54)	St George
	51	Jason Keegan (18)	Matt Plunkett-Cole (53)	Northern Districts
5TH	120	Jim Dixon (69)	Sohail Mohideen (52)	Petersham
	63	Jim Dixon (28)	Daniel Bowcock (74)	Penrith
	55	Jim Dixon (25)	Daniel Bowcock (73)	St George
6TH	124	Peter Carson (62)	Daniel Bowcock (73)	East's
7TH	86	Jim Dixon(94)	Steve Debello (19)	Hawkesbury
8TH	43	Andrew Langdon (17)	Christoph Vonwiller (60)	Sutherland
9TH	60	Greg Dennis(28*)	Christoph Vonwiller (60)	Sutherland
10TH	15	Andrew Langdon (15)	Russell Thomas(2*)	Hawkesbury



What were Andrew Jones' thoughts in bowling to Jebby and Zac with this 9-0 field at Ryde Oval this year? A pair of 80s might suggest that, whatever those thoughts, he may have got it wrong.

FOURTH GRADE REPORT

The expectation at the start of the season was that the third millenium Vintage of the UNSW 4th grade was going to be a competitive outfit. This team, made up of players of varying experience and considerable cricketing ability, made an inspiring march to the premiership, playing well and having a good time doing it.

Our season began with Matt Sanders at the helm, leading what seemed to be a different 11 every week, at this time a lot of 'retired' stalwarts made appearances and starred while numbers were short. The overseas contingent, the bane of selectors, yet the very fabric of what makes us a club of thought and perspective, made a timely re-appearance around round 4 to stabilise the line-up for the remainder of the march. I took over the reigns from Matt's over busy hands at this time and the wins continued to flow, we paused for Christmas with a healthy 30 points and looking good for a semi-final position. Four consecutive victories in the new millenium enforced our confidence for a premiership yet the final two months of the season provided no joy for our win list.

We made the finals in fourth position, and our campaign is reviewed with disappointment. We lost the first game against a well-organised Saints, and in a second bite didn't quite manage to achieve the 'woopin' that was promised Sutherland, more like a losing draw. I think the semi-finals were a learning period for everyone involved, this cricket really is a little different to the game we turn out for for the majority of the season, more pressure, more concentration and a generally better standard of play. Fourth graders become second graders. With time over we'd do more to finish atop the minor premiership to get the advantage of the winning draw. We'll give it a better crack next year.

Through the season the bowling was outstanding. Rob Stark led the way with 39 wickets, a mere baby digit away from the record of 40. He must be congratulated on the phantom grade 400 wicket that he claimed to have taken late in the season, three cheers rang out and hats were doffed however Starky's statistical skills were found wanting, as he sits still in the nervous 390's. Making up a triumvirate of quality slow bowlers Nadeem Abbas and Mick Mag took 23 and 19 wickets respectively, this core of the attack ensured the lowest team bowling average in the fourth grade competition. The other main contributors at the bowling crease were Gerran Clowes, Jason Finlay, Steve DeBello, and I got to do a bit because I called the shots. Gerran the workhorse, gets a special mention for being a tireless and trustworthy performer, who looks like he'll continue to improve into his fourth decade.

The batting had some superstar contributors, with Andrew Johnson and Sohail Mohideen blowing in for guest appearance tons, while Dave Jebb make a ton and averaged 43 in the first 4 games, before he was seconded up the grades. The batters more consistently in the team averaged on the sad side of solid in the high 20's. We'll look to make that 35-40 next year. Mark Leahy won the aggregate with 379 @ 29 and created much mirth with his Phantom 50 raise of the bat, while Chris Jameson and Sandeep Chandra also average 29, Steve Norbury came home for the last 6 games to average 35.

Our fielding was a sight to behold. Some memorable catches were taken and circle work performed in the outfield by the likes of Tex, Jamo and Kneedeep, however the sight of Nads and Jamo 'throwing' (see, underarming, shotputting) could be more indicative of the general standard. A man who must be excused from that slander is Little Starky, Chris Britton who displayed a lot of class learning his trade behind the stumps, keeping up to the slow men. The game winning stumping from Starky in his first game for the club will remain in the memory, and his return of 12/2 should provide a good base for his efforts in the next few years.

Finally, the contribution that Jackie McLachlan (aka Mrs Sludge) made through the season as our trusted scorer is given a hearty three cheers. It 's so comforting to have this duty taken out of the begrudging hands of the lower order, and embraced by a Mum looking who loves doing it.

The performances were pretty good, yet the best aspect of the season was the fact that irrespective of wins or losses we had a group of guys playing a game, and cracking jokes. Abuse of the opposition was non-existent, because more could be achieved by making each other laugh. I for one had good fun.

See you next year

Rob McLachlan

The photos a little "wonky" but it was the best we could do for our other Semi finalists - the mighty 4ths.



4th Grade vs St George - Qualifying Final 1999/2000

Back Row: R Stark, C Jameson, M Mag, J McLachlan (scorer), S Norbury, J Finlay, M Leahy

Front Row: R McLachlan ©, C Britton, G Clowes, S Debello, N Abbas, S Chandra

BATTING

NAME	M	I	NO	HS	Agg.	Ave	C/S	50/100
Mark Leahy	13	13	0	73	379	29.15	3	3/-
Chris Jameson	14	13	3	87	290	29.00	5	2/-
Sandeep Chandra	11	11	2	71	266	29.56	6	2/-
Rob McLachlan	13	10	2	74	219	27.38	5	2/-
David Jebb	6	5	0	103	216	43.20	1	1/1
Nadeem Abbas	15	13	1	36*	188	15.67	6	
Sohail Mohideen	2	2	1	113*	154	154.00	1	-/1
Steven Norbury	6	5	1	47*	140	35.00	2	
TallaesnFleming	4	4	0	73	116	29.00		1/-
Andrew Johnson	1	1	0	115	115	115.00		-/1
Rob Stark	14	6	2	30*	92	23.00	7	
Gavin Harris	3	3	0	37	85	28.33	1	
Chris Britton	10	5	1	34	75	18.75	12/2	
Gerran Clowes	8	5	3	40*	73	36.50	3	
Mick Mag	11	5	0	20	68	13.60	5	
Peter Trimble	2	2	0	49	60	30.00	1	
Peter Hemphill	4	3	0	24	58	19.33	1	
Andrew Cavill	3	3	1	34	39	19.50	2	
Matt Sanders	4	4	0	18	29	7.25	4/4	
Steve Debello	6	4	2	13*	27	8.50		
Geoff Lawson	2	2	0	11	16	8.00	1	
David Quinlin	2	2	2	14*	14	-		
Jason Finlay	13	6	2	8	13	3.25	2	
Lachlan Taylor	3	2	0	10	10	5.00		
Tom Holden	1	1	1	8*	8	-		
Mark Tartak	1	1	0	6	6	6.00		
Adam Kinkead	1	1	0	2	2	2.00		
Rob Bennett	1	1	0	1	1	1.00	1	
Tim Martin	1	1	0	1	1	1.00		



Above: Pono and Chris Britton during the St George run chase at Petersham Oval
- Qualifying Semi 1999/00

Below: Jungle, Wazza and Starky inspecting the Petersham wicket with one of the
Club's future Test players, Sammy Robson.



BOWLING

NAME	O	M	W	Runs	Ave	Best	5WI
Rob Stark	277.5	85	39	646	16.6	7/40	2
Nadeem Abbas	186.2	62	23	390	16.9	4/16	
Mick Mag	166.2	46	19	525	27.6	5/91	1
Rob McLachlan	104.2	19	15	373	24.9	6/69	1
Gerran Clowes	132.2	29	14	428	30.5	3/55	
Jason Finlay	123	23	12	405	33.8	3/45	
Steve Debello	66	9	9	222	24.7	4/39	
David Quinlin	40	7	5	117	23.4	2/38	
Russell Thomas	23	6	4	89	22.3	2/37	
Sandeep Chandra	8.2	0	2	38	41.5	2/33	
David Jebb	5.4	1	2	19	9.5	1/8	
Geoff Lawson	12	3	2	28	14.0	2/28	
Lachlan Taylor	26	7	2	67	33.5	2/30	
Peter Hemphill	27	2	1	119	119	1/19	
Steve Norbury	0.3	0	1	0	0.0	1/0	
Tom Holden	5	0	0	20	-	0/20	
Mark Leahy	3	1	0	8	-	0/8	
Tim Martin	2	0	0	7	-	0/7	

PARTNERSHIPS

Runs	Wicket	Player	Player	Opponent
160	5th	Sohail Mohideen	Rob McLachlan	Penrith
140	2nd	David Jebb	Mark Leahy	Campbelltown
102	1st	Sandeep Chandra	Mark Leahy	Easts
97	5th	Andrew Johnson	Andrew Cavill	Hawkesbury
94	5th	Sandeep Chandra	Rob McLachlan	Balmain
93	2nd	David Jebb	Chris Jameson	Wests
82	2nd	Sandeep Chandra	Sohail Mohideen	St George
80	4th	Peter Trimble	Chris Jameson	North Sydney
68	6th	Steve Norbury	Chris Britton	Parramatta

FIFTH GRADE REPORT

5th grade finished the season with a record of 4 wins, 8 losses (none outright) and 3 wash outs.

On the basis of these results, the 1999/2000 season was a very disappointing year. Especially given the strong performances of this grade in recent years. We had strong wins against Wests, Bankstown, Easts and Petersham-Marrickville. And in two of the three wash outs UNSW were in strong positions to win the game.

Yet we consistently failed to score defendable totals or chase moderate totals with success. A low point was being bowled out for 54 chasing 160 on a good DP deck.

However, there are many positives that can be taken from the season.

5th Grade managed to provide an opportunity for many people to experience the joys of grade cricket. Some 40 people played at various times in 5th Grade this year. General introductions were required every game and often included the phrase “arr...excuse me...are you Jo Bloggs...yes I rang you last night...good of you to have a game with us”. Even Chook Ryan and David Gainsford made appearances this year-both as off spinners.

A number of promising young cricketers also had a run in 5th Grade, the school lads especially. I can see the likes of Mark Tartak, Sam P (sorry Sam but I could never remember the last name), Ian Foster and Jordon Dodd playing higher grades with this club.

It was discovered that Quince, who only seems to scores runs from the cut shot, is a promising opening batsman. His average improved dramatically when facing the bouncing new ball.

Tom Holden and Chris Anderson both showed that they were fine batsmen getting the team out of diabolical trouble on several occasions. However, both only managed to play 6 games each due to other commitments.

Our bowling performances this season were very encouraging. Nine bowlers had an average less than 20. A find was the club's other Englishman, Graeme Spenceley who took 17 wickets for the year. Mustard was also a consistent wicket taker with 15 wickets. Finally Mustard seems to be filling those huge shoes.

Personally, I look back at my first year as captain to see what went on. I have learnt that Friday nights are to be stressful while searching for a 10th man for tomorrow's game, tails comes down more than heads and most importantly, cricket is about enjoying the game. The last lesson I think we managed to achieve.

JASON RUDD

Some key statistics of the more regular team members:

Batting

J.Rudd	248 runs @	22.6	3x50's
G. Harris	177 runs @	25.3	2x50's
C.Anderson	169 runs @	42.3	1x50's
T.Holden	166 runs @	41.5	1x50's
D.Quinlan	153 runs @	17.0	

Bowling


G Spenceley	17 wickets @	22.5	best 5/61
M.Lucas	15 wickets @	21.3	best 4/48
D.Quinlan	13 wickets @	27.9	best 5/74
G.Clark	12 wickets @	14.7	best 4/26
L.Taylor	11 wickets @	20.0	best 4/68

Fielding

J.Rudd	21 catches / 3 stumpings
--------	--------------------------

Partnerships

1	62 runs	Quinlan / Dodd
2	49 runs	Quinlan / Foster
3	77 runs	Jameson / Foster
4	74 runs	Quinlan / Harris
5	27 runs	Quinlan / Mag
6	75 runs*	Rudd / Britton
7	93 runs	C.Anderson / Taylor
8	46 runs	Boulten / Holden
9	41 runs	Holden / Bhatti
10	45 runs	Rudd / Kashor



K.O'Keefe bamboozling the Invitational players

BATTING

NAME	M	I	NO	HS	Agg.	Ave	C/S	50
Jason Rudd	13	12	1	66	248	22.55	21/3	3
Gavin Harris	9	8	1	64	177	25.29	3	2
Chris Anderson	7	6	2	54	169	42.25	5	1
Tom Holden	7	6	2	68	166	41.50	1	1
David Quinlin	11	9	0	40	153	17.00	5	
Lachlan Taylor	6	5	0	39	100	20.00	3	
Andrew Cavill	8	7	0	30	92	13.14	3	
Graeme Spenceley	10	7	1	28	84	14.00	4	
Mark Leahy	1	1	0	72	72	72.00	0	1
Sam Pararajasingham	2	2	0	57	70	35.00	0	1
Jordan Dodd	5	5	1	46	66	16.50	1	
Ian Foster	5	4	0	28	56	14.00	0	
Chris Jameson	1	1	0	54	54	54.00	0	1
Chris Britton	2	2	1	37	51	51.00	2/1	
Tim Martin	2	2	0	39	47	23.50	1	
Glen Clark	7	5	1	18	37	9.25	0	
Mick Anderson	5	4	0	13	37	9.25	1	
Mick Mag	1	1	0	35	35	35.00	0	
Alex Boulton	3	3	1	26	28	14.00	0	
Mark Tartak	3	2	0	28	28	14.00	4	
Hammad Bhatt	7	4	2	15	23	11.50	1	
Ian Ornielas	6	4	1	8	21	7.00	0	
Mark Dorge	2	3	1	8	18	9.00	0	
Mukal Agrawal	1	1	0	17	17	17.00	0	
Mark Lucas	10	7	4	8	16	5.33	1	
Michael Ryan	2	2	0	10	12	6.00	0	
Paul Serov	4	4	0	11	12	3.00	3	

Marc Robson	2	1	0	11	11	11.00	0
David Kachor	4	3	2	11	11	11.00	0
Craig Neal	2	2	1	9	9	9.00	0
Gerran Clowes	4	2	0	7	7	3.50	2
Nigel Hicks	3	2	0	5	5	2.50	0
Paul Varughese	1	1	0	3	3	3.00	0
Peter Scheikowski	1	1	0	2	2	2.00	0
Liam Neal	1	1	0	2	2	2.00	2
Andrew Jones	2	2	0	3	2	1.00	1
P Ghandi	1	1	0	0	0	0.00	0
Dan White	1	1	0	0	0	0.00	0
Ruch Wickremasena	1	1	0	0	0	0.00	3/1
Peter Hemphill	1	1	0	0	0	0.00	0
David Gainsford	1	0					
Jason Finlay	1	0					

This State selector looks like he could still be a State player.



BOWLING

NAME	O	M	W	Runs	Ave	Best	5WI
Graeme Spenceley	141	33	17	382	22.5	5/61	1
Mark Lucas	101	12	15	320	21.3	4/48	
David Quinlin	128	24	13	362	27.9	5/74	1
Glen Clark	75	19	12	176	14.7	4/26	
Lachlan Taylor	80	16	11	220	20.0	4/68	
Hammad Bhatti	85	26	9	246	27.3	2/4	
Nigel Hicks	33.5	6	7	79	11.3	5/29	1
Alex Boulton	24.5	3	7	79	11.3	5/57	1
David Kachor	36.2	5	7	138	19.7	2/20	
Gerran Clowes	39	3	6	110	18.3	4/54	
Mick Anderson	43.5	4	5	142	28.4	1/13	
Mick Mag	21.3	7	3	38	12.7	3/38	
Gavin Harris	9	3	3	52	17.3	2/17	
Marc Robson	21	4	3	53	17.7	3/38	
Tom Holden	67.5	8	3	208	69.3	2/25	
Tim Martin	8	1	1	39	39.0	1/21	
Jason Finlay	15	4	1	48	48.0	1/48	
Sam Pararajasingham	13	2	1	50	50.0	1/50	
Mukal Agrawal	9	1	0	30	-	0/30	
Ian Ornielas	15	3	0	37	-	0/10	
Mark Dorge	7	2	0	19	-	0/1	
Chris Anderson	2	0	0	26	-	0/26	
Peter Hemphill	4	2	0	20	-	0/20	
Liam Neal	2	0	0	15	-	0/15	
David Gainsford	6	2	0	23	-	0/23	
Michael Ryan	7	1	0	25	-	0/25	
Ian Foster	8	1	0	33	-	0/26	

SIXTH GRADE REPORT

The UNSW 6th grade were competing in the Metropolitan cup in it's second year since inauguration. The facilities and the quality of competition for the 6th grade has improved quite dramatically since the inception of the Metro Cup, as it is affectionately known.

The competition is played on turf wickets on Saturdays, mainly on grounds not used by the top sides of a grade or a shires club. This year there were 20 clubs in participation. These clubs mainly comprised of the bottom grade side of many of the grade and shires clubs including the 2 university clubs. The competition serves a useful purpose for both the participating clubs and the players alike. The clubs are able to develop the excess players in a competition that exposes the players to grade cricket conditions and the players are able to maintain a regular involvement at a reasonably intensive level of cricket until higher opportunities are presented.

This year, as was last year, the much promising University of NSW team failed to secure a position in the finals series of the competition. We failed by some 0.05 of a quotient point on a count back after being on equal points. Nevertheless there were quite a number of highlights, of which the development of a player affectionately known as "Mustard" to being a regular higher grade player is perhaps the best achievement of the 6th grade.

Mark Lucas or Mustard, so named because of his overt eagerness to play Cricket, experienced a couple of disappointments during the season where he floated back and forth between the grades. However, against Roseville he achieved his best results with 5/32 and 3/47. The effort also included a Hat-trick of wickets where he cleaned up the last 2 wickets in the first innings and secured the first wicket of the second with his first ball. He further went on to lift me off the ground as he celebrated phew. We went on to win the game outright after having lost in the first innings.

The win also included a scintillating innings from Weapon (Chris Anderson) who remained unbeaten. Weapon later went on to achieve higher honours with an average of 122 in our competition.

Another Hat-trick taker during the season was Bullet (Michael Anderson). Bullet only played a few games with us, but in one of the highlights of the season, he contributed 3 wickets in 3 balls for us to secure one of the 4 outright wins we celebrated during the season. Against Petersham, we had scored our highest first innings total ever in the 6th grade competition on a belter of a strip at the Village Green. Thanks mainly to a smoking 111 from the newcomer Peter Harris, the score was beyond 2 innings of the opposition. Our bowlers and fielders responded superbly to dismiss Petersham twice for a total below our first innings.

The win against Canterbury perhaps will be recorded in 6th grade history as the game that belongs to Gregg (Mike Gregg). Stalwart of the club Gregg, a leg spinner by trade, went into bat at a score of 8/85, chasing 135 for victory. Gregg was batting with Anthony Acret who appeared to have his defences well groomed on the atrocious conditions. Anthony and Gregg batted slowly in reducing the 50 run deficit by around 45 runs before their captain woke up to introduce their most potent bowler into the attack. Gregg responded to the challenge by hitting the first ball back over the bowler's head for a six for an emphatic victory. This is probably the most memorable win in the history of the 6th grade and perhaps one of Gregg's best in his long career. Despite the recent "market fluctuations", which Gregg tells me has reduced his wealth by \$10 million (yeah, I can understand how difficult it is loosing 10 mil Gregg ..), we hope that he will be back again to serve his duty next year.

This year we made good progress with Anthony Acret as a bowler. Having started in our side as a "fresh" Cricket player, Anthony has developed into a potent weapon for our side. This year he displayed quite a high degree of consistency with the ball which contributed to him having the highest aggregate of wickets with 35 for the season. We hope that he will continue his efforts to gain his opportunities next season.

A surprise appearance this season was from the veteran Anthony Wunsch. Wunsch has played for this side through the rough and tumble past of the Moore Park competition. He continues to show an amazing level of physical fitness and talent with both the bat and the ball. Wunsch quite often looked the most potent in attack and has been one of the most consistent fielders that set the example in the field. Along with Andrew Jones and myself, the trio forms the “experience” hub of the group.


There were a number of other players including Nigel Hicks, Louie Joseph, Sam Pararajasingham, Ian Ornelas, Jordan Dodd, Craig Neale, Paul Serov, Hammd Bhatti, Jonathon Heiler and Owen Torpy amongst the other regular contributors.

An aspect that soured the good natured competition this year was what appeared to an “in-club” style of introduction of rules mid-season. Half way through the season, the competition operator informed us that “good” players are not allowed to play in the competition. This appeared to be a result of a decision made amongst the “committee” which comprises of a grand total of 3 members from 3 clubs, South Sydney, Randwick and Canterbury. This decision significantly affected our “bowling stocks” and further went on to experience a “first grade” player playing against us for none other than the South Sydney club, of which a member is the head operator of the competition. The bowler could have endangered some of the inexperienced batsmen and directly impacted upon our loss to South Sydney. Nevertheless, in this SCA non-sanctioned competition, it may yet take some time before the professional standards improve. The availability of the competition in itself is a significant achievement for the Cricketing community in this age of restructures discussions.

Special thanks to all the players that played this season and made it enjoyable. A small apology to anyone who may have been left out of a mention. Also, special thanks to Jim PC for preparing our Tea in a number of the games. Thanks also goes to Disco, Ruddy and Orc for all the preparatory work on Friday nights and Saturday mornings for “urgent” replacements.

Here’s hoping for a better result this season,

RUCH.



Some shonks drinking Henry’s beers

BATTING

NAME	M	I	NO	HS	Agg.	Ave	C/S	50/100
Ruch Wickramasena	13	15	2	93*	381	29.31	4	3
Peter Harris	11	12	0	111	281	23.42	9/1	1/1
Anthony Acret	11	12	5	63*	179	25.57	3	1
Anthony Wunsch	8	8	2	48*	146	24.33	5	0
Louie Joseph	8	9	0	30	141	15.67	2	0
Ian Ornelas	8	9	0	42	141	15.67	3	0
Sam Phillips	4	5	0	39	127	25.40		0
Chris Anderson	2	3	2	62*	122	122.00		1
Mick Anderson	2	3	1	64	100	50.00		1
Nigel Hicks	5	5	1	45	84	21.00	2	0
Owen Torpy	13	13	0	0	83	6.38	5	0
Craig Neal	6	7	0	0	72	10.29		0
Andrew Jones	7	9	0	0	70	7.78		0
David Kachor	2	2	0	56	62	31.00		1
Paul Serov	5	6	0	0	53	8.83	2	0
Matt Warburton	4	4	0	23	50	12.50		0
Jonathan Heiler	10	11	6	0	42	8.40		0
Paul Varughese	2	3	0	16	36	12.00		0
Jordan Dodd	2	2	0	31	31	15.50		0
Michael Gregg	3	3	1	20*	26	13.00	1	0
Hammad Bhatti	3	3	0	0	26	8.67		0
Scott Tinsley	1	2	0	19	25	12.50		0
Angus Loebendahn	2	3	0	0	17	5.67		0
Mark Tartak	1	1	0	12	12	12.00	1	0
Mark Lucas	3	3	2	0	11	11.00		0
Mohammad Akram	2	2	0	0	11	5.50		0

Sam Pararajasingham	1	1	0	0	8	8.00		0
Glen Clark	1	1	0	0	6	6.00	1	0
Scott Taylor	1	1	0	0	6	6.00		0
Graeme Spenceley	1	1	0	0	4	4.00	1	0
Mukal Agrawal	1	1	0	0	2	2.00		0
Rupesh Amin	1	1	0	0	1	1.00		0
Chris Thomas	1	1	0	0	0	0.00		0


BOWLING

NAME	O	M	W	Runs	Ave	Best	5WI
Anthony Acret	162.2	31	35	464	13.3	4/26	0
Anthony Wunsch	107.3	26	19	274	14.4	4/41	0
Mark Lucas	63	11	13	181	13.9	5/32	1
Louie Joseph	57.3	10	13	240	18.5	5/38	1
Rupesh Amin	13.7	5	10	34	3.4	6/18	1
Mick Anderson	24	4	9	63	7.0	4/36	0
Ian Ornelas	45	5	7	146	20.9	2/18	0
Nigel Hicks	65.3	11	7	214	30.6	2/15	0
Michael Gregg	25	4	6	87	14.5	3/22	0
Sam Phillips	49	12	6	187	31.2	3/46	0
Jonathan Heiler	53	6	6	228	38.0	2/40	0
Hammad Bhatti	16.4	7	4	35	8.8	3/16	0
Angus Loebendahn	10.1	1	4	61	15.3	3/25	0
Owen Torpy	20	1	3	57	19.0	2/24	0
Sam Pararajasingham	7	3	2	8	4.0	2/8	0
Glen Clark	4.1	0	2	13	6.5	2/13	0
Chris Thomas	10	3	2	21	10.5	2/21	0
Andrew Jones	19	1	2	101	50.5	1/38	0
Heath Delamotte	4	1	1	6	6.0	1/6	0

Graeme Spenceley	7	2	1	24	24.0	1/24	0
Ruch Wickramasena	7	0	1	40	40.0	1/23	0
Paul Verughese	15	0	1	61	61.0	1/61	0
Mohammad Akram	21	5	1	66	66.0	1/24	0
Mukal Agrawal	6	1	0	30	-	0/30	0

Buckos: "Do you like my moustache and goatee Merv?"

Merv: "Moustache needs some work. But anyway...if you're gonna give up the quicks, you might as well try some left arm orthodox. Right arm offies are the lowest form of life, should be drowned at birth".



7TH GRADE REPORT

"UNI BOONIES"

"Uni Boonies II – Third time Lucky?"

In season 1998-99 the world famous Uni Boonies had a phenomenally successful inaugural year in the Moore Park cricket competition. The 5th grade minor premiership and a tantalisingly close loss in the Grand Final capped a season described by one cricket scribe as "a combination of skill, poise and an ounce or two of alcohol-fuelled stupidity".

Against this background the Boonies backed up for another crack at the cricket world in 1999-2000. The evil powers controlling the Moore Park and South east Cricket Association (hereafter "The Empire"), saw fit to propel the Boonies to the lofty heights of 2nd grade in attempt to knock the wheels off the Boonies bandwagon (which by this stage was more appropriately termed a juggernaut). Not to be deterred, the Boonies hung tough and produced another successful season, characterised by aggressive bowling, tough nut batting and fielding displays that brought a new meaning to the word "entertainment".

Statistics have never been that important to the Boonies. This is actually quite fortunate because the whereabouts of the scorebook are to this day unknown. To describe the season in a nutshell, we won more than we lost and did well enough to get into the semi-finals, defying the early season predictions of the Empire's dark overlords.

The Boonies pre-season training sessions with Satan came back to haunt us in the semi, as the heavens opened up, giving us only one day to get past the might of Souths Juniors (hereafter "Those Bastards"). In an exceptional afternoon's cricket, the Boonies rolled Those Bastards for 119 with, as always, the chief destroyer being big Toddy Payne. Todd shook of the shackles of a late night and a touch footy grand final in the morning to record figures of 4/23, thereby bringing his season tally to 43 wickets (including five 5+ wicket hauls) at an average of 13.2. He was ably assisted on the day by some spectacular fielding and a "can do" attitude from all concerned.

Unfortunately, the hour or so we had to get the runs was not enough and the match ended in a draw. This signalled the end of the Boonies' second season in the big league. To rise three grades and reach the semis was a top effort though and we must be considered genuine contenders for the coveted 2nd grade title next year (unless of course the Empire decide we're ready for go at 1st grade).

Such a great year could not have occurred without some big individual efforts, both on and off the field. Toddy Payne's bowling attack (undoubtedly the biggest in the competition) included Will Keen (20 wickets at 14.5), Andrew Stuckey (12 wickets at 5.9) and Tim Smart (11 at 25.4). In the batting, big contributions were made by Mick Conn (246 at 35.1), Conrad Strahorn (256 at 28.4) and Funky Mick Azar (192 at 38.4). Again, the assistance of some real cricketers was greatly appreciated and the Boonies would like to thank Mullos, Disco (aka the King) and Matt Sanders for their assistance with administration and spiritual guidance.

And finally to the great man himself, Boonie. Thank you for showing us how to enjoy the game and simultaneously demonstrating that short fat blokes don't necessarily have to become props.

ROB WARD

BATTING

NAME	M	I	NO	HS	Agg.	Ave	C	50's
Conrad Strahorn	8	9	0	66	256	28.44	1	1
Mick Conn	7	8	1	74*	246	35.14	6	1
Errol Schulz	10	12	3	60*	212	23.56	4	1
Mick Azar	6	7	2	75*	192	38.40	7	2
Marty Ryan	7	7	0	55	170	24.29	1	1
Tim Davis	11	13	0	34	160	12.31	4	
Stuart Mitchell	7	8	0	29	98	12.25	1	
Matthew Roberts	3	4	1	85	98	32.67	0	1
Will Keen	7	8	4	24*	97	24.25	6	
Jock Haynes	7	8	3	23*	66	13.20	5	
Damien Taylor	5	5	1	24	66	16.50	5	
Todd Payne	10	7	1	23*	63	10.50	3	
Rob Ward	12	9	0	23	61	6.78	17/1	
John Morrison	6	6	2	26	44	11.00	0	
Tim Smart	5	4	1		40	13.33	3	
Gordon Bevan	3	3	1	16	31	15.50	1	
Alistair Flower	1	1	0	23	23	23.00	0	
Andrew Stuckey	4	1	0	18	18	18.00	2	
Adam Carney	3	4	1	11	15	5.00	0	
Mick Stanton	3	2	0	8	13	6.50	1	
John Kennedy	1	1	0	12	12	12.00	1	
John Bliss	1	1	0	8	8	8.00	0	
Christian Dayment	3	3	0	5	7	2.33	0	
Russ Alexander	2	2	1	1	1	1.00	0	
Courtney Taylor	2	1	1	0*	0		0	
Brian O'hara	1	2	0	0	0	0.00	1	
Troy Cameron	2	0					2	

BOWLING

NAME	O	M	W	Runs	Ave	Best	5WI
Todd Payne	199		43	568	13.21	7/72	5
Will Keen	89		20	290	14.50	4/45	
Andrew Stuckey	38		12	71	5.92	5/16	1
Tim Smart	68		11	279	25.36	5/62	1
Jock Haynes	31		9	159	17.67	3/21	
Conrad Strahorn	61		8	288	36.00	3/45	
Damien Taylor	55		8	195	24.38	2/20	
Gordon Bevan	27		6	102	17.00	3/23	
Tim Davis	14		5	55	11.00	3/41	
Mick Conn	28		3	80	26.67	2/12	
Troy Cameron	18		3	65	21.67	2/22	
John Morrison	6		1	21	21.00	1/6	
Christian Dayment	6		1	50	50.00	1/50	
Marty Ryan	1		0	10	-	0/10	
Matthew Roberts	6		0	6	-	0/5	
Mick Azar	14		0	66	-	0/11	
Courtney Taylor	2		0	37	-	0/37	
Brian O'hara	1		0	7	-	0/7	

POIDEVIN GRAY SHIELD REPORT

The 1999/2000 season was a case of two halves for the club's youngsters. We began with three losses and a washout but managed to capture three wins from as many games to end the season satisfactorily.

Those first three losses were as much attributable to my re-learning how to captain as it was to any noticeable lack of form. A positive going into next season is the fact that in all of our three losses we outplayed our opposition for more than half of the match, only for a lack of depth or a bit of misfortune to prove the difference.

Despite what some may think, the under-achievements of this side has been a cause of frustration amongst many of the players themselves. With the help of Kerry O'Keefe next year, plus a genuine schedule of trial matches, all of us will be greatly disappointed if we do not come close to emulating the feats of our last victorious PG's side.

From a player's perspective perhaps our best performed player was Dan Christian. Whenever I needed something to happen I invariably turned to our main striker. His spells of bowling often went unsupported from the other end and when this changes next year expect not only a better team performance but also more wickets for "Wild Thing".

Michael Elliott got the top order under way in the 1st round with a powerful century that left many fieldsmen wringing their hands in pain. Unfortunately his was the only batting performance of note and it will be up to one of the top three next year to take on more responsibility and score a big one consistently.

Whilst our performances were mixed there were some promising signs from a number of the younger members of the side. Andrew Langdon bowled consistently well and I'm sure would have learnt a lot about how to bowl to players at different parts of the batting order. Another to make a big step up was Dave Kachor. Only 16, he managed to snare 10-12 overs a game simply through maintaining a tight line and length. Chris Britton played a couple of swashbuckling innings and it won't be long before he is an integral cog in the PG's batting line-up.

Writing this I realise how little the contribution was from players like myself, Rohan and Mick. This will change next year.

Eventually the cream must rise to the surface and this team has too many talented players for this not to happen...now!

TODD HOARE

BATTING

NAME	M	I	NO	HS	Agg.	Ave	C/S	50/100
Todd Hoare	7	7	2	56	238	47.60	1	1
Michael Elliot	7	7	1	105	196	32.67	1	0/1
Rowan Hamman	6	6		58	166	27.67	5	1
Daniel Christian	5	5		48	112	22.40	1	
Tim Martin	5	5	1	36	110	27.50		
Andrew Neilan	7	6		67	109	18.17	10/3	1
Andrew Langdon	6	6	3	20*	65	21.67	1	
Tallaesen Fleming	4	4		38	48	12.00		
Chris Britton	2	2	1	25	36	36.00		
Sam Pararajasingham	3	3		35	35	11.67	1	
Ian Ornelas	3	3		24	31	10.33		
David Kachor	6	3	1	14	20	10.00		
Ian Foster	1	1		16	16	16.00		
Mark Lucas	3	1		6	6	6.00	1	
A Pararada	1	1		5	5	5.00		
Michel Wilding	1	1		4	4	4.00		

BOWLING

NAME	O	M	W	Runs	Ave	Best	5WI
Daniel Christian	48	4	15	159	10.6	5/33	1
Andrew Langdon	47	12	7	127	18.1	2/26	
Todd Hoare	42	2	5	177	35.4	4/27	
David Kachor	36	4	5	135	27.0	3/23	
Michael Elliot	34	1	4	171	42.8	2/35	
Ian Ornelas	9	2	0	28	-		
Mark Lucas	11	2	0	38	-		

A.W.GREEN SHIELD REPORT

Our 15 youngest clubmen flew the UNSW flag with pride and distinction during the 1999/2000 AW Green Shield season. It was a season which should not be measured on the number of victories, but by the enormous experience and enjoyment gained. This may sound like a cliché used to describe a team which performed poorly, but this couldn't be further from the truth. After narrowly losing four early matches that turned on the loss of one wicket or a lower-order opposition partnership that couldn't be broken, the squad maintained and even enhanced their enthusiasm and courage to go out and record a blazing victory on a glorious summer's day at Rawson Oval. This was a well-deserved victory that defined the character and spirit of the side.

The 1999/2000 AW Green Shield squad had the collective experience of just the one Green Shield match. The player with this experience was Daniel Tartak. Daniel is a natural leader with an excellent mind and an obvious talent. It came as no surprise that he captained the side with the very highest distinction and moulded a young group of cricketers into a winning unit that developed an amazing level of team spirit and harmony. Daniel's selection in the NSW Under-16 Emerging Blues is an appropriate reward for his fantastic season.

He was given great support throughout the season by vice-captain, Chris Britton, whose 'keeping and talk from behind the stumps was always enthusiastic and often inspirational – in one match he took 5 great catches. The team's ground-fielding was sensational in all matches. There were some absolute pearlers taken at 1st and 2nd slip and a number of memorable run-outs.

In the batting department, Ian Foster and Nick Moore led the way at the top of the order with nearly 400 runs between them. Congratulations to Ian for gaining a place in the Green Shield Representative team selected by a panel of Green Shield managers at the end of the season.

Each middle order batsman would have been able to produce a cracker of an individual highlights package, but consistency was a problem. Often good partnerships were not consolidated into excellent partnerships resulting in totals of 160-170 instead of 210-220.

With most matches played on surfaces flatter than the middle lane of Anzac Parade, the overall bowling effort was superb. With the exception of one game, the new ball always brought at least 3 wickets. Daniel and Koushik Panda bowled some fantastic new-ball spells and were well supported by the medium-pacers and spinners, who all picked up wickets and gained a wealth of experience by bowling on seven different runways.

All bowlers can also feel pleased that during training, they managed to severely dent the confidence of one of the club's 3rd Grade opening batsmen and sometimes even make an over-confident 1st grader look nothing more than a park cricketer.

We are fortunate that we have seven 99/00 squad members eligible to play Green Shield representative cricket again next season – Daniel Tartak, Heath DeLamotte, Johnny DiBartolo, Josh Gibbons, Sean-Paul McGoldrick, Nick Moore and Greg Elliott. All of them had great seasons and will obviously benefit from the experience gained during the 99/00 Green Shield season. We are also lucky to have a further eight players to welcome back to the club next season to push for Grade and Poidevin-Gray Shield positions – Ian Foster, Chris Britton, Koushik Panda, Rahul Mukherjee, Muhilan Sriravindrarajah, Alex Hunter, Mark LeMesurier and Liam O'Conner.

All 15 players are talented, enthusiastic and have the potential to be future Barr-Turn winners.

MATT PLUNKETT-COLE

BATTING

NAME	M	I	NO	HS	Agg.	Ave	C/S	50/100
Ian Foster	7	7		104	246	35.14	3	0/1
Nicholas Moore	7	7	1	93*	151	25.17	3/1	1/0
Chris Britton	5	5	1	38	112	28.00	10	
Liam O'Conner	4	4	1	79*	112	37.33	4/1	1/0
Daniel Tartak	7	6		35	106	17.67	1	
Koushik Panda	6	5		17	56	11.20	1	
Greg Elliot	6	5		22	46	9.20	2	
Josh Gibbons	6	5	1	17	46	11.50	2	
Heath DeLamotte	6	5		25	42	8.40	0	
Johnny Di Bartolo	7	6		27	41	6.83	4	
Muhilan Sriravindrarajah	5	4		9	17	4.25	1	
Sean McGoldrick	4	3	2	7	8	8.00		
Rahul Mukherjee	5	4	3	4*	6	6.00		
Alexander Hunter	1	1		4	4	4.00		
Mark LeMesurier	1	1		0	0	0.00		

BOWLING

NAME	O	M	W	Runs	Ave	Best	5WI
Daniel Tartak	64	14	13	203	15.6	4/20	
Koushik Panda	60	9	7	192	27.4	3/34	
Rahul Mukherjee	44	3	6	141	23.5	3/36	
Ian Foster	30	5	4	106	26.5	1/27	
Liam O'Conner	31	2	4	114	28.5	2/41	
Josh Gibbons	26	2	2	112	56.0	2/11	
Heath DeLamotte	31	3	1	129	129.0	1/35	
Greg Elliot	26	2	1	105	105.0	1/22	
Mark LeMesurier	11		1	40	40.0	1/40	
Sean McGoldrick	25.4	1	1	94	94.0	1/35	
Alexander Hunter	12	2	0	64	-	0/64	

LADIES' TEAM REPORT

The UNSW Women's Cricket team once again had a season of mixed fortunes. We showed great potential at the commencement of the season with 4 straight victories before the dreaded uni Holidays once again saw the team lose half its members for Overseas trips and family occasions.

Upon the recommencement of the season and with renewed enthusiasm the team managed to lift its spirits to put in one last fight for the Semis. Needing to win 4 out of the last 5 games and to have no games lost to weather the team managed to live up to its end of the deal, but of course the weather didn't.

As for next season, well with Women's Cricket finally amalgamating with the Men's Association, we may get rid of half the administrative problems that took away the majority of our points on the points score table!!!!!!

BATTING

Name	M	Inn	NO	HS	Agg	Ave	100/50s	C/S
G Connelly	5	5	0	53	211	42.20	0/2	4/0
S. Anderson	8	8	0	51	179	22.40	0/1	4/0
C Lees	6	6	0	60	147	24.50	0/1	4/0
M. Stott	8	8	0	52	123	15.40	0/1	1/0
J. Miller	7	7	0	30	103	14.70	0/0	2/0
L. Ena	5	5	0	45	87	17.40	0/0	4/0
C Hannah	6	6	0	30	84	14.00	0/0	2/0
A Casemento	9	9	0	23	76	8.40	0/0	7/0
W Cox	6	6	0	9	48	8.00	0/0	0/0
N. Martel	9	9	0	15	42	4.70	0/0	1/0
Dalia	5	5	0	10	24	4.80	0/0	1/0
J. Kinna	3	3	0	9	12	4.00	0/0	1/0
A Van Oploo	2	2	0	6	8	4.00	0/0	0/0
L. Wallis	2	2	0	3	5	2.50	0/0	1/0
C. Firklin	7	7	0	1	1	0.14	0/0	3/0
J. Skinner	4	4	0	0	0	0.00	0/0	2/0

BOWLING

Name	Wickets	Runs	Average	5w/Inn	Best
C. Lees	26	207	7.96	2	5/6
M. Stott	18	257	14.30	1	5/7
N.Martel	13	279	21.50	0	4/52
G Connelly	10	85	8.50	0	3/7
C. Firkin	10	100	10.00	0	3/11
S. Anderson	8	181	22.60	0	3/18
L. Ena	5	96	19.20	0	1/2
C. Hannah	5	130	26.00	0	1/2
A. Van Oploo	1	41	41.00	0	1/13
J. Kinna	1	43	43.00	0	1/2
J. Skinner	0	4	-	0	0/4

CAREER STATISTICS

The career statistics provided are limited to the details of those players who have achieved the most significant of milestones in runs, wickets or dismissals. At this stage in our Club's relatively short existence (particularly at a Grade level) these milestones have been set at the below indicated levels. For more comprehensive career statistics please refer to the 1998/99 Annual Report, or for the complete details of every club representative, please refer to the Club's database which is (hopefully by now) contained on the UNSWCC Website.

The UNSWCC would also like to recognise the enormous amount of work and effort put in by Greg Livingstone in compiling the career statistics database after many years of neglect by the Club in maintaining these records.

ALL GRADES & SHIRES

BATTING

(3000 runs or more)

Players name	Innings	Not outs	Aggregate	Average
Robson ; James George	410	65	11443	33.17
Martel ; Jock B	392	26	9946	27.17
Taylor ; Alexander J	502	44	9383	20.49
Livingstone ; Gregory Robert	306	32	8952	32.67
Jones ; Clayton W	280	21	6297	24.31
Meagher ; David	228	31	6020	30.56
Bundy ; Harold C	243	27	5921	27.41
Dixon ; James Stuart	304	29	5695	20.71
Chapman ; Christopher J	219	27	5503	28.66
Epstein ; Anthony E	338	45	5245	17.90
Baker ; James Michael	179	16	5171	31.72
Coots ; Duncan	165	10	4444	28.67
Lucas ; Robin W	203	24	4285	23.94

Ray ; Mark	184	7	4170	23.56
Pratt ; Anthony	216	25	3933	20.59
Jourdain ; Peter W	204	18	3902	20.98
Robertson ; Rodger W D	179	31	3895	26.32
Reidy ; Michael J	157	13	3813	26.48
Wijeratne ; Asoka H	180	25	3585	23.13
Andrews ; Barry G	152	17	3332	24.68
Jebb ; David	144	13	3321	25.35
Garland ; Geoffery M	273	85	3226	17.16
Young ; Jason	87	10	3203	41.60
Mullen ; Mark	144	18	3174	25.19
Livingstone ; Stanley E	299	34	3172	11.97
Crear ; Tim	216	17	3136	15.76
Hayward ; Matthew	126	14	3109	27.76
Handley ; Bruce	136	18	3093	26.21
Boyer ; Matthew	116	17	3046	30.77

BOWLING

(250 or more)

Player Name	Overs	Maidens	Runs	Wickets	Average
Robinson ; Greig G	4238.5	1072	11803	630	18.73
Garland ; Geoffery M	2370.2	444	8018	592	13.54
Dixon ; James Stuart	4182.6	1074	11223	477	23.53
Middleton ; John Mck	2062	375	6598	475	13.89
Schofield ; Philip J	1473	221	5528	445	12.42
Stark ; Robert	2861.9	750	7182	410	17.52
Livingstone ; Stanley E	1436.2	99	7081	407	17.40
Clark ; Glen Alexander	2850.5	683	7459	389	19.17
Robson ; James George	3548.5	1209	7283	359	20.29
Gregg ; Michael	3045.7	756	7929	347	22.85

Merrell ; Ralph W	1951.9	290	6724	323	20.82
Ray ; Mark	2111	586	5657	323	17.51
Quinlin ; David	2502.5	622	7012	303	23.14
Campbell ; Steve G	1895.5	359	6574	297	22.13
Pym ; Richard E	1989.4	307	6929	290	23.89
Grattan-Smith ; Padriac J	1972.4	484	5595	286	19.56
Lawson ; Geoffrey Francis	1901.9	507	4644	283	16.41
Clements ; Andrew Paul Retford	2444.6	800	5209	278	18.74
Ingleson ; John E	1939.9	438	5732	267	21.47
Trafford ; David	2120.1	429	6959	264	26.36
Turner ; A Robert	1217	218	3888	255	15.25
Gallop ; David	2118.1	458	6301	254	24.81
Ryan ; Michael Bede	2160.2	501	6086	250	24.34

DISMISSALS

(100 or more)

Players name	Catches	Stumpings	Total	Position
Kovacs ; Michael	220	35	255	Wicketkeeper
Back ; Michael	187	43	230	Wicketkeeper
Barford ; John P	187	32	219	Wicketkeeper
Barrington ; Clem H	137	68	205	Wicketkeeper
Robson ; James George	201		201	
Martel ; Jock B	160	2	162	
Epstein ; Anthony E	153	8	161	
MacFarlane ; John D	139	22	161	Wicketkeeper
Sanders ; Matthew	122	36	158	Wicketkeeper
Morson ; Michael	135	20	155	Wicketkeeper
Dixon ; James Stuart	132		132	
Hanger ; Chris	105	27	132	Wicketkeeper
Nott ; Ben	114	12	126	Wicketkeeper

Robertson ; Rodger W D	115	8	123	
Garland ; Geoffery M	122		122	
Livingstone ; Gregory Robert	116		116	
Sackett ; John	101	5	106	
Deegan ; Paul G	86	17	103	Wicketkeeper
Hopkins ; Hugh	83	17	100	Wicketkeeper
Ray ; Mark	100		100	

ALL GRADES

BATTING

(3000 runs or more)

Players name	Innings	NO	Agg	Average	50's	100's
Robson ; James George	383	60	10765	33.33	59	9
Martel ; Jock B	340	17	8746	27.08	44	8
Livingstone ; Gregory Robert	296	32	8718	33.02	48	12
Meagher ; David	224	31	5986	31.02	29	8
Jones ; Clayton W	266	20	5856	23.80	28	3
Dixon ; James Stuart	276	28	5089	20.52	22	3
Chapman ; Christopher J	205	26	4924	27.51	21	3
Baker ; James Michael	169	15	4905	31.85	21	8
Taylor ; Alexander J	207	12	4230	21.69	18	1
Ray ; Mark	175	7	4025	23.96	23	1
Coots ; Duncan	149	9	4004	28.60	16	5
Jourdain ; Peter W	196	18	3750	21.07	18	
Pratt ; Anthony	197	23	3641	20.93	15	2
Wijeratne ; Asoka H	175	23	3528	23.21	19	1
Epstein ; Anthony E	200	24	3218	18.28	8	
Jebb ; David	143	13	3214	24.72	17	3
Handley ; Bruce	136	18	3093	26.21	13	3

BOWLING

(250 wickets or more)

Player Name	Overs	Maidens	Runs	Wickets	Average	5WI
Robinson ; Greig G	3656.5	969	9728	461	21.1019	17
Dixon ; James Stuart	3961.6	1019	10505	435	24.1494	13
Stark ; Robert	2765.9	731	6847	392	17.4668	15
Clark ; Glen Alexander	2840.4	682	7428	386	19.2435	11
Robson ; James George	3464.5	1202	6907	339	20.3746	5
Merrell ; Ralph W	1930.8	290	6609	315	20.9809	10
Ray ; Mark	2111	586	5467	307	17.8078	16
Gregg ; Michael	2802.7	709	7211	306	23.5653	7
Quinlin ; David	2502.5	622	7012	303	23.1419	12
Pym ; Richard E	1989.4	307	6929	290	23.8931	5
Grattan-Smith ; Padriac J	1972.4	484	5595	286	19.5629	10
Campbell ; Steve G	1800	339	6225	280	22.2321	11
Clements ; Andrew P.R	2424.6	800	5175	277	18.6823	14
Ingleson ; John E	1917.7	436	5623	262	21.4618	10
Lawson ; Geoffrey Francis	1709.2	457	4126	243	16.9794	8

DISMISSALS

(100 or more)

Players name	Catches	Stumpings	Total	Position
Kovacs ; Michael	202	25	227	Wicketkeeper
Back ; Michael	181	40	221	Wicketkeeper
Barford ; John P	176	30	206	Wicketkeeper

Robson ; James George	181		181	
Martel ; Jock B	160	2	162	
Sanders ; Matthew	121	36	157	Wicketkeeper
Morson ; Michael	135	20	155	Wicketkeeper
MacFarlane ; John D	125	18	143	Wicketkeeper
Dixon ; James Stuart	126		126	
Hanger ; Chris	102	23	125	Wicketkeeper
Livingstone ; Gregory Robert	114		114	
Nott ; Ben	104	8	112	Wicketkeeper
Epstein ; Anthony E	104	2	106	
Sackett ; John	101	5	106	
Ray ; Mark	100		100	

1ST GRADE CAREER STATISTICS

BATTING

(2500 runs or more)

Players name	Innings	NO	Agg	Average	50's	100's
Robson ; James George	304	42	8162	31.15	44	6
Livingstone ; Gregory R	271	26	7470	30.49	42	6
Chapman ; Christopher J	191	25	4553	27.43	21	3
Baker ; James Michael	145	14	4180	31.91	14	7
Ray ; Mark	175	7	4025	23.96	23	1
Dixon ; James Stuart	224	27	3650	18.53	12	2
Pratt ; Anthony	159	13	2929	20.06	13	1
Young ; Jason	71	8	2912	46.22	20	5
Slater ; Michael	50	5	2494	55.42	11	10

BOWLING

(150 wickets or more)

Player Name	Overs	Maidens	Runs	Wickets	Average	5WI
Dixon ; James Stuart	3420.4	865	9182	365	25.16	11
Ray ; Mark	2111	586	5467	307	17.81	16
Grattan-Smith ; Padriac J	1586.7	373	4648	235	19.78	8
Lawson ; Geoffrey Francis	1538	416	3683	212	17.37	7
Robson ; James George	2037	668	4435	180	24.64	3
Horley ; Jon	1363	261	4586	167	27.46	
Pratt ; Anthony	1556	361	4797	152	31.56	

DISMISSALS

(100 or more)

Players name	Catches	Stumpings	Total	Position
Back ; Michael	139	28	167	Wicketkeeper
Robson ; James George	161		161	
Kovacs ; Michael	102	10	112	Wicketkeeper
Livingstone ; Gregory Robert	105		105	
Dixon ; James Stuart	104		104	
Hanger ; Chris	84	19	103	Wicketkeeper
Ray ; Mark	100		100	

1ST GRADE ONE DAY CAREER STATISTICS**BATTING**

Players name	Innings	NO	Agg	Average	50's	100's
---------------------	----------------	-----------	------------	----------------	-------------	--------------

Phelps ; Matthew	13	2	562	51.09	4	1
Carson ; David	12	1	325	29.55	4	
Nott ; Ben	11	0	291	26.45	1	
Hayward ; Matthew	16	0	261	16.31		
Pratt ; Anthony	18	2	249	15.56	1	
Coots ; Duncan	7	0	236	33.71	1	1
Dixon ; James Stuart	17	1	235	14.69		
Horley ; Jon	20	4	187	11.69		
Young ; Jason	11	2	182	20.22		
Robson ; James George	6	0	165	27.50	1	
Johnson ; Andrew	7	0	164	23.43	1	

BOWLING

Player Name	Overs	Maidens	Runs	Wickets	Average	5WI
Horley ; Jon	157.4	14	579	29	19.97	1
Salisbury ; Ian	87.4	16	219	26	8.42	2
Dixon ; James Stuart	94.1	19	377	22	17.14	
Saunders ; Warren	125.8	14	470	20	23.50	
Gallop ; David	110.6	7	444	19	23.37	
Trafford ; David	117.1	12	372	18	20.67	

DISMISSALS

(50 or more)

Players name	Catches	Stumpings	Total	Position
Kovacs ; Michael	11	6	17	Wicketkeeper
Nott ; Ben	10	4	14	Wicketkeeper

2ND GRADE CAREER STATISTICS

BATTING

(1250 runs or more)

Players name	Innings	NO	Agg	Average	50's	100's
Martel ; Jock B	172	10	4106	25.35	22	2
Coots ; Duncan	97	5	3007	32.68	13	4
Trimble ; Peter Wayne	76	12	1944	30.38	10	1
Wijeratne ; Asoka H	76	10	1924	29.15	13	1
Jones ; Clayton W	91	8	1460	17.59	3	
Boyer ; Matthew	43	7	1451	40.31	8	2
Eades ; Glen	61	2	1442	24.44	6	2
Kirkwood ; Geoff	88	9	1440	18.23	5	
Sinclair ; Peter	57	4	1413	26.66	4	1
Mullen ; Mark	67	5	1397	22.53	7	1
Norbury ; Steve	61	4	1396	24.49	4	2
Meagher ; David	51	7	1322	30.05	7	1

BOWLING

(100 wickets or more)

Player Name	Overs	Maidens	Runs	Wickets	Average	5WI
Clements ; Andrew P R	1596.3	571	3250	185	17.57	7
Pym ; Richard E	984.9	171	3105	145	21.41	2
Mullen ; Mark	852.5	198	2610	143	18.25	4

Gainsford ; David	977.3	193	2933	135	21.73	3
Kirkwood ; Geoff	858.7	190	2451	133	18.43	6
Robinson ; Greig G	1030.2	248	2805	128	21.91	5
Hamwood ; Mark	1079.8	260	2877	127	22.65	6
Clark ; Glen Alexander	912	203	2394	119	20.12	3
Gallop ; David	867	201	2475	111	22.30	3
Watkins ; Phil W	505.6	72	2012	109	18.46	6
Campbell ; Steve G	482.2	65	1883	105	17.93	7
White ; Adrian	1043.4	291	2674	103	25.96	5

DISMISSALS

(50 or more)

Players name	Catches	Stumpings	Total	Position
Kovacs ; Michael	78	11	89	Wicketkeeper
Morson ; Michael	76	7	83	Wicketkeeper
Martel ; Jock B	77	1	78	
Deegan ; Paul G	64	10	74	Wicketkeeper
Trimble ; Peter Wayne	57		57	

3RD GRADE CAREER STATISTICS

BATTING

(1250 runs or more)

Players name	Innings	NO	Agg	Average	50's	100's
Meagher ; David	86	11	2364	31.52	13	2
Jones ; Clayton W	92	7	2240	26.35	13	1
Jebb ; David	77	8	1612	23.36	8	1
Jourdain ; Peter W	65	9	1410	25.18	7	
Clarke ; Michael	74	8	1348	20.42	2	2

Bowcock ; Daniel	48	3	1316	29.24	9	1
Mohideen ; Sohail	48	5	1271	29.56	7	0

BOWLING

(100 wickets or more)

Player Name	Overs	Maidens	Runs	Wickets	Average	5WI
Ingleson ; John E	1337.5	335	3662	189	19.38	9
Hetherington ; William	725.1	211	1808	112	16.14	4
Robinson ; Greig G	811.2	213	2197	110	19.97	5
Ryan ; Michael Bede	821.1	204	2374	106	22.40	2

DISMISSALS

(50 or more)

Players name	Catches	Stumpings	Total	Position
Cummins ; Damien	46	4	50	Wicketkeeper

4TH GRADE CAREER STATISTICS**BATTING**

(1000 runs or more)

Players name	Innings	NO	Agg	Average	50's	100's
Robson ; James George	69	16	2396	45.21	14	3
Martel ; Jock B	57	2	2097	38.13	10	4
Garland ; Geoffery M	79	10	1514	21.94	9	
Jebb ; David	51	3	1368	28.50	8	2

Carmichael ; John	77	11	1232	18.67	3
-------------------	----	----	------	-------	---

BOWLING

(100 wickets or more)

Player Name	Overs	Maidens	Runs	Wickets	Average	5WI
Stark ; Robert	1577.5	459	3657	222	16.47	10
Robson ; James George	1405.5	526	2407	159	15.14	2
Gregg ; Michael	945.2	249	2476	108	22.93	1

DISMISSALS

(50 or more)

Players name	Catches	Stumpings	Total	Position
Barford ; John P	98	20	118	Wicketkeeper
Sanders ; Matthew	56	20	76	Wicketkeeper

5TH GRADE CAREER STATISTICS**BATTING**

(1000 runs or more)

Players name	Innings	NO	Agg	Average	50's	100's
Epstein ; Anthony E	124	15	2236	20.51	7	
Taylor ; Alexander J	88	8	2118	26.48	9	
James ; Peter E	90	15	1704	22.72	3	1

Richardson ; William G	84	5	1453	18.39	2	
Murray ; Ian Frederick	90	1	1320	14.83	3	
Martin ; John	64	5	1302	22.07	5	1

BOWLING

(100 wickets or more)

Player Name	Overs	Maidens	Runs	Wickets	Average	5WI
Merrell ; Ralph W	1642.1	265	5375	259	20.75	9
Gregg ; Michael	1325.1	332	3450	159	21.70	6
Robinson ; Greig G	1111	363	2724	141	19.32	6
Stark ; Robert	786.3	196	1910	121	15.79	4

DISMISSALS

(50 or more)

Players name	Catches	Stumpings	Total	Position
MacFarlane ; John D	70	8	78	Wicketkeeper
Barford ; John P	66	10	76	Wicketkeeper
Epstein ; Anthony E	64	2	66	
Rudd ; Jason	62	4	66	

WOMEN'S CAREER STATISTICS

BATTING

Players name	Innings	NO	Agg	Average	50's	100's

Van Ardenne ; Joy	55	8	1582	33.66	10	1
Zeppos ; Sonia	46	17	865	29.83	2	
Lees ; Cassandra	20	7	581	44.69	7	

BOWLING

Player Name	Overs	Maidens	Runs	Wickets	Average	5WI
Van Ardenne ; Joy	529	119	1139	107	10.64	
Conoplia ; Zoy	182.4	55	316	42	7.52	
Van Oploo ; Pam	128	20	348	33	10.55	
Bunton ; J	108	16	352	23	15.30	
Wallace ; P	101	15	312	23	13.57	
Rickard-Bell ; T	122	11	451	21	21.48	

SHIRES CAREER STATISTICS

BATTING

(3000 runs or more)

Players name	Innings	NOs	H.S.	Aggregate	Average
Bundy ;H.C.	225	23	151	5536	27.41
Taylor ;A.J.	260	31	105*	4556	19.90
Lucas; R.W.	197	24	129	4227	24.43
Reidy; M.J.	155	12	118	3807	26.62
Andrews; B.G.	148	15	97	3297	24.79
Livingstone; S.E.	276	33	103*	3004	12.36

BOWLING

(250 or more)

Player Name	Overs	Maidens	Runs	Wickets	Average
Schofield; P.J,	1473	221	5528	445	12.42
Middleton; J.McK.	1869	356	6008	439	13.69
Garland; G.M.	1366	266	4381	408	10.74
Livingstone; S.E.	1364	96	6728	390	17.25
Turner; A.R.	1217	218	3888	255	15.25

DISMISSALS

(75 or more)

Player Name	Catches	Stumpings	Total
Barrington; C.H.	137	68	205
Hopkins; H.W.	67	13	80
Robertson; R.W.D.	71	7	78

CLUB RECORDS

Team and partnership records apply to the years in the Sydney Grade Competition - from and including the season 1973-74. For records prior to the 1972-73 season refer to the 1972-73 Annual Report Municipal and Shires Competition. Performances in teams for which not all club members are eligible (Poidevin-Gray and Intervarsity) are not included - details can be obtained in past annual reports. Records for the Women's teams are still being collated. A minimum of 250 runs or 15 wickets is required to qualify for batting or bowling records. Only the initial record maker is identified for individuals and partnerships in the event of tied records.

INDIVIDUAL GRADE RECORDS

FIRST GRADE

Highest Score	5/400	v	Manly	1997/98
Batting Aggregate	874		M. Phelps	1994/95
Batting Average	61.68		J. Young	1993/94
Record Score	213*		M. Slater	1999/00
Bowling Aggregate	55		M. Ray	1980/81
Bowling Average	9.3		G. Lawson	1980/81
Record Figures	8/38		G. Lawson	1979/80
Most Catches	17		M. Ray	1975/76
Wicket Keeper	36/2		M. Kovacs	1994/95

SECOND GRADE

Highest Score	471	v	Balmain	1978/79
Batting Aggregate	847		A Lamb	1999/00
Batting Average	81.25		R. Hamman	1999/00
Record Score	204*		G. Livingstone	1991/92
Bowling Aggregate	50		P. Watkins	1974/75
Bowling Average	12.1		G. Robinson	1977/78
Record Figures	9/18		G. Clark	1984/85
Most Catches	19		P. Trimble	1990/91
Wicket Keeper	30/3		P. Mitchell	1999/00

THIRD GRADE

Highest Score	4/342	v	Mosman	1982/83
Batting Aggregate	625		D. Meagher	1988/89
Batting Average	71.0		M. Boyer	1990/91
Record Score	163		D. Coots	1988/89
Bowling Aggregate	41		W. Hetherington	1980/81
Bowling Average	9.6		A. Clements	1987/88
Record Figures	9/22		J. Bolton	1979/80
Most Catches	15		D. Pratt	1979/80
Wicket Keeper	25/0		D. Cummins	1987/88

FOURTH GRADE

Highest Score	5/373	v	Sydney University	1990/91
Batting Aggregate	767		J. Martel	1989/90
Batting Average	81.8		D. Dermody	1997/98
Record Score	212*		J. Martel	1989/90
Bowling Aggregate	40		J. Robson	1995/96
Bowling Average	11.46		J. Robson	1997/98
			R. Stark	1997/98
Record Figures	10/19		P. Besgrove	1975/76
Most Catches	12		A. Epstein	1973/74
Wicket Keeper	21/4		J. Barford	1976/77

FIFTH GRADE

Highest Score	3/445	v	North Sydney	1996/97
Batting Aggregate	590		A. Lindsay	1996/97
Batting Average	259.00		J. Stamm	1997/98
Record Score	222		D. Bowcock	1996/97
Bowling Aggregate	41		M. Gregg	1986/87
Bowling Average	8.55		G. Holt	1981/82
Record Figures	8/48		D. Graham	1987/88
Most Catches	11		A. Epstein	1975/76
Wicket Keeper	29/2		J. Barford	1981/82

SIXTH GRADE

Highest Score	6/416	v	Sutherland	1977/78
Batting Aggregate	504		A. Epstein	1981/82
Batting Average	300		M. Mullen	1990/91
Record Score	231*		M. Mullen	1990/91
Bowling Aggregate	40		W. Hetherington	1977/78
Bowling Average	9.1		W. Hetherington	1977/78
Record Figures	8/30		S. Hamilton	1976/77
Most Catches	12		S. Gonski	1976/77
Wicket Keeper	29/8		D. Hughes	1986/87

LADIES

Batting Aggregate	566		J. Van Ardenne	1990/91
Batting Average	87.0		S. Zeppos	1995/96
Record Score	108		J. Van Ardenne	1990/91
Bowling Aggregate	44		J. Van Ardenne	1990/91
Bowling Average	7.5		J. Van Ardenne	1990/91
Record Figures	9/34		J. Van Ardenne	1990/91
Most Catches	15		W. Newin	1990/91

PARTNERSHIP RECORDS

FIRST GRADE

Wicket	Score	Player	Player	Opponent	Season
First	174	M Phelps (81)	A Johnson (154*)	Fairfield	1995/96
Second	253	M Slater (184)	G Livingstone (126)	Randwick	1991/92
Third	212	M Hayward (75)	J Young (161)	Campbelltown	1995/96
Fourth	165	J Robson (75*)	S Keers (97)	Manly	1984/85
Fifth	114	C Chapman (97*)	J Robson (47)	Mosman	1987/88
Sixth	173*	P Tout (140*)	T Buddin (93*)	Sutherland	1979/80
Seventh	141	J Horley (77)	M Hayward (89)	Manly	1995/96
Eighth	135	A Pratt (52)	G Livingstone (119)	Wests	1986/87
Ninth	111	S Campbell (57)	N Perger (54*)	Wests	1983/84
Tenth	90	J Dixon (68*)	D Stephen (36)	Sutherland	1997/98

SECOND GRADE

Wicket	Score	Player	Player	Opponent	Season
First	171	D Bhandari (87)	H Nott (82)	Wests	1999/00
Second	240*	A Pratt (130*)	M Phelps (118*)	Sutherland	1992/93
Third	216	G Eades (171)	D Coots (88)	Manly	1989/90
Fourth	202	P Sinclair (102)	P Trimble (129)	Campbelltown	1990/91
Fifth	147	M Delgigante (61)	P Scolari (71)	Northern District	1985/86
Sixth	149	G Holt (91*)	P Scolari (42)	Penrith	1985/86
Seventh	151	R Campbell (69)	N Perger (86)	Gordon	1980/81
Eighth	110	M Watt (166)	P Deegan (50)	Balmain	1978/79
Ninth	73	P Mitchell (46)	E Zehner (28)	Norths	1999/00
Tenth	124	T Buckett (54*)	E Zehner (72)	St George (QF)	1999/00

THIRD GRADE

Wicket	Score	Player	Player	Opponent	Season
First	140	G Holt (107)	J Wilcher (26*)	Randwick	1984/85
Second	204	M Boyer (120)	N Prattent (107*)	Parramatta	1990/91
Third	220	M Clarke (124)	I Kellaway (78)	North Sydney	1980/81
Fourth	195	D Bowcock (109)	J Dixon (106)	Mosman	1998/99
Fifth	104	C Deegan (155)	M Coleman (39*)	Manly	1979/80
Sixth	179	P Day (106)	J Sackett (88)	Gordon	1983/84
Seventh	88	M Palin (71)	G Clark (29)	Sutherland	1982/83
Eighth	100*	M Morson	D Quinlin	Gordon	1993/94
Ninth	79	S Price (42)	A Dillon (36)	Sydney	1982/83
Tenth	88	R Campbell (99)	P Thompson (35*)	Sydney	1978/79

FOURTH GRADE

Wicket	Score	Player	Player	Opponent	Season
First	165	G MacDonald (95)	G Garland (51)	Balmain	1980/81
Second	195	G Hill (109)	C De Silva (60)	Penrith	1993/94
Third	196	J Martel (196)	D Jebb (102*)	Sydney Uni	1990/91
Fourth	205*	J Horley (131*)	N Prattent (70*)	Balmain	1990/91
Fifth	160	S Mohideen ()	R McLachlan ()	Penrith	1999/00
Sixth	148	D Wheeler (63)	S Norbury (103)	Penrith	1991/92
Seventh	142	J Ingleson (92)	M Woodley (61)	Gordon	1982/83
Eighth	112	S Tait (87)	J Robertson (54)	Mosman	1974/75
Ninth	100*	J Martel (212*)	G Robinson (26*)	North Sydney	1989/90
Tenth	82	S Norbury (126)	W Saunders (15*)	Mosman	1991/92

FIFTH GRADE

Wicket	Score	Player	Player	Opponent	Season
First	188	C Jones (81)	R McLachlan (95)	Manly	1991/92
Second	171*	J Carmichael (100*)	A Stewart (78*)	Mosman	1985/86
Third	289	D Bowcock (222)	C Vonwiller (101*)	North Sydney	1996/97
Fourth	173	R Wickramasena (78)	B Christie (103*)	Bankstown	1992/93
Fifth	213	D Sue (69)	J Martel (173)	Hawkesbury	1992/93
Sixth	121	R Lequesne (81)	R Roper (79)	North Sydney	1978/79
Seventh	82*	G.Clark (55*)	B Calver (27*)	Campbelltown	1997/98
Eighth	112*	G Clark (54*)	M Mag (50*)	Eastern Suburbs	1996/97
Ninth	69	G Robinson (34)	G Sendall (42*)	Petersham	1989/90
Tenth	84	D Bell (73*)	G Clark (18)	Sutherland	1984/85

SIXTH GRADE

Wicket	Score	Player	Player	Opponent	Season
First	104	A Taylor (24)	C McIntosh (67)	Sydney University	1988/89
Second	171	A Jones (72)	C Neal (100)	Randwick	1994/95
Third	165	J Martin (100*)	E Robb (100)	Randwick	1981/82
Fourth	269	M Mullen (231*)	S Schirmer (88)	Randwick	1990/91
Fifth	87*	M Mag (73*)	P Child (16*)	Woolpack Wolves	1995/96
Sixth	150	M Back (77)	V Popovich (67)	Sydney University	1984/85
Seventh	123	V Popovich (98)	R Glenister (57)	Southern Districts	1983/83
Eighth	123	C Vonwiller (92*)	A Wunsch (43)	Woolpack Wolves	1995/96
Ninth	112*	L Darmody (106*)	S Gibbs (25*)	UNSW A	1980/81
Tenth	53	M Nagarajan (53*)	G Varatharajan (20)	Northern District	1984/85

TREASURER'S REPORT**THE UNIVERSITY OF NEW SOUTH WALES CRICKET CLUB****STATEMENT OF INCOME AND EXPENDITURE****FOR THE YEAR ENDED 31 MAY 2000**

<u>1999</u>	<u>INCOME</u>	<u>2000</u>
<u>\$</u>		<u>\$</u>
7,275	Subscriptions	17,203
8,000	Grants	8,000
0	Interest	60
8,962	Raffles/Sponsorship/Donations/Canteen	2,790
<hr/> 24,237 <hr/>		<hr/> 28,053 <hr/>
	<u>EXPENSES</u>	
(1,472)	Functions	0
5,646	Equipment and Gear	8,364
250	Sponsorship/Travel Reimburse	3,719
932	Canteen	0
3,650	Junior Development/Coaching	7,708
6,174	Training/Match Expenses, Facilities	5,414
2,286	Other	1,633
<hr/> 17,466 <hr/>		<hr/> 26,838 <hr/>
6,770	Gain/(Loss)	1,215
11,286	Add Opening Surplus	18,056
<hr/> 18,056 <hr/>	Net Surplus Carried Forward	<hr/> 19,271 <hr/>

THE UNIVERSITY OF NEW SOUTH WALES CRICKET CLUB
BALANCE SHEET AS AT 31 MAY 2000

<u>1999</u>	<u>ASSETS</u>	<u>2000</u>
\$		\$
28,481	Cash at Bank	24,398
1,029	Investments	1,029
3,320	Stock on Hand	2,264
2,450	Receivables	2,450
<hr/>		
35,280		30,141
<hr/>		
	<u>LIABILITIES</u>	
17,224	Creditors	10,870
<hr/>		
17,224		10,870
<hr/>		
18,055		19,271
<hr/> <hr/>		